

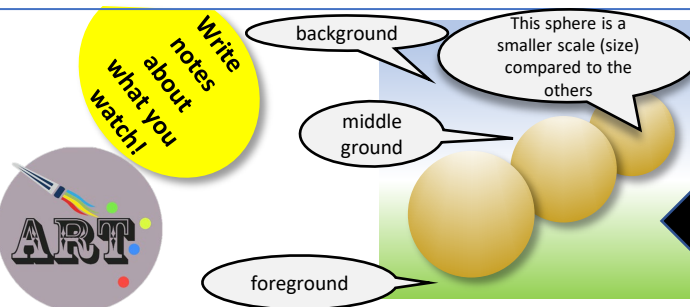
## TASKS TO BUILD KNOWLEDGE – add them to your sketchbooks at school.

### Link to KPI's:

- Record:** Draw your face: watch this video and look in the mirror/ take a photo on your phone  
[How To: Draw Face | Easy Beginner Proportion Tutorial - YouTube](#)
- Explore:** Make a cube from white or any coloured paper then photograph it with the light shining on it in different ways- cast shadows and then draw from your photographs.
- Develop:** Research an artist and describe 3 things about their work using adjectives (describing words)  
Artist: John Bond (illustrator / author)  
Artist: Oliver Jeffers (artist/ illustrator)
- Respond:** Design your own characters: an animal like Bond and a person like Jeffers.

### Watch these videos:

- [GOOD vs BAD Character Design: Tips and Tricks! - YouTube](#) BaM Animation
- <https://www.youtube.com/watch?v=-WR-FyUQc6I-> using pencil by Rapid Fire Art
- [https://www.youtube.com/watch?v=L1CK9bE3H\\_s](https://www.youtube.com/watch?v=L1CK9bE3H_s) colour theory reminder by Simple Art Tips
- <https://www.youtube.com/watch?v=TL8eeptTygs> How to draw anime "Basic Anatomy" by Shinigami Arts



YEAR 8

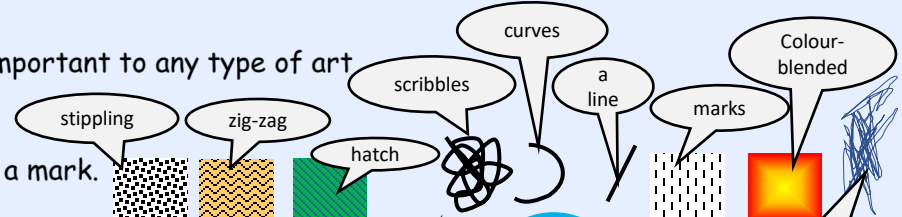
2D ART T3

ART AND DESIGN

### Keywords and Definitions:

The formal elements in red are words which are very important to any type of art

**Line:** A path created by a moving point such as a pencil, a mark.




**Shape:** An outline of an object in 2 dimensions




**Form:** A drawn or made 3-dimensional object (visual or physical form)

- Visual form is a 3d object that is an image
- Physical form is a 3d object you can pick up and feel



**Tone:** In art this refers to the light and dark shades on an object whether drawn or 3d



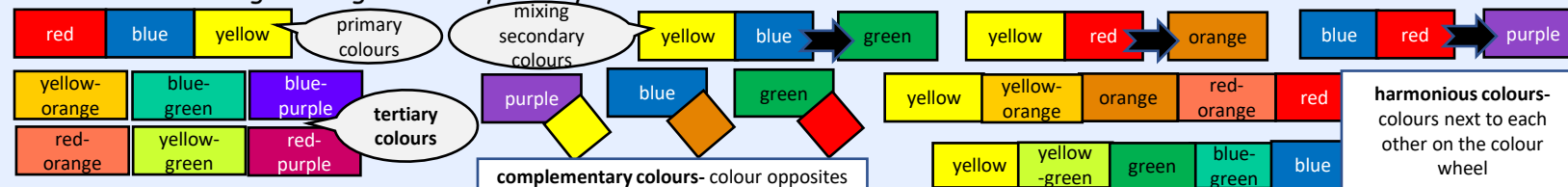
**Pattern:** An arrangement of repeated shapes or decorative motifs.



**Texture:** The way a surface feels or looks as if it feels. (physical or visual texture)



**Colour:** A wavelength of light seen by the eye when it bounces off a surface.



**Composition:** How space is used in an art piece. Distance and the scale of objects within space might need to be thought about. Common terms like foreground, middle ground and background are used to help describe how the space is used. A "layout" is also another word you may use when referring to space.

1. Watch [GOOD vs BAD Character Design: Tips and Tricks! - YouTube](#) to help you understand how to create a character. Then design your own characters starting with the prompts...



Round/  
curved



animal

**2. Disciplinary Literacy:** Write an evaluation of your work using the questions and sentence starters below.

1. What did you draw? **I drew...**
2. Describe how the video helped you design the characters... **The video by BaM Animation on YouTube helped me understand...**
3. Explain what you did to create your character/s. **To make my character/s I...**
4. What went well? **I think...**
5. What would you improve? **I would improve...**

[illegible]

**3.** On a grid draw **Bart Simpson**- try to get the proportions (size) of the shapes right. Do this in pencil. If you add colour think about tone.

4. Write notes about the videos you watch from the knowledge sheet, about art