



Health and Safety Management System

Approved by the Local Governing Body on

Last reviewed on: May 2022, May 2023, June 2023

Next review due by: June 2024

Prepared by



Introduction

The main purpose of health and safety law is to prevent unsafe acts or situations which may arise, thus reducing the likelihood of accidents occurring and preventing injury or loss of life. Safety legislation provides clear information and guidance for us, it has been formulated to assist and protect us all. Risk occurs, it is an inevitable factor, but it must be managed to create a safe working environment.

We take health and safety seriously and we understand our duties as an employer. It is our intention to fully embrace all aspects of health and safety law applicable to us.

We intend to manage and conduct our activities safely to avoid any harm to persons who may be affected either directly or indirectly by our activities.

Our Health and Safety Management System and documentation has been prepared following the Health and Safety Executive defined guidelines as set out in the guidance note 'HSG65' and utilises agreed principles to achieve our intentions: a safe place of work. It follows the Plan, Do, Check, Act, concept of risk management.



Health and Safety Management System

Our Health and Safety Management System consists of the following elements:

Our Health and Safety Management System is provided to state our intentions and set a clear direction for people to follow. We expect all our employees to understand and comply with our arrangements.

We have ongoing commitments to achieve our intentions and maintain high standards. To help us meet these commitments employees will be empowered to assist with certain tasks. Information is provided to employees describing responsibilities and duties of key people. We will provide training where it is required.

To ensure our workplace is safe and risk is managed effectively we have devised safety arrangements. It is important that we fulfil our duties with respect to legislation and guidance that applies to us. We recognise that continuous improvement is vital to help us maintain our standards and achieve compliance.

An amendment status record is included at the end of this section. This information helps us to manage and control our documentation ensuring it remains current.

The Health and Safety Management System will be reviewed at least annually. The date of review will be indicated on the Health and Safety Statement of Intent.

In addition, The Local Governing Body reviews and approves these arrangements bi-annually in line with the review of the Trust Board. The Local Governing Body will review these arrangements more frequently should the need arise, e.g., on the publication of new regulations or on the receipt of new documentation from the DfE.

Overview

There is a moral obligation on us to take care of everyone at work and those who might be affected by the work we undertake. This is reflected in Common law, in Statute law and enforced by the regulatory authorities. Health and safety legislation goes further than just 'common sense' or 'reasonable care' and places duties of absolute, practicable or reasonably practicable care.

We have a clear understanding of the duties placed on us and ensure that we have 'suitable and sufficient' assessments, systems and control measures in place.

This Health and Safety Management System and guidance written form the basis of our intentions. This will be supported with training for employees at the appropriate level and detail.

Identifying the relevant legislation and implementing safety systems is the first step to our compliance – maintaining standards with regular checks and audits is also required. The enforcement agencies expect compliance and this is the best way to avoid accidents and incidents occurring.

Regardless of whether there has been an accident or incident it can result in enforcement action and fines, especially following the implementation of Fee for

Intervention (FFI) which allowed the Health and Safety Executive to charge for their visits when a breach is noted.

Copies of the key pieces of legislation (acts and regulations) are freely available online and this is supported with more user-friendly publications in the form of 'approved codes of practice' and 'guidance notes' from the website www.hse.gov.uk. We will obtain copies in the first instance of the legislation of most relevance to us. These documents provide information on the fundamentals for establishing a sound Health and Safety Management System.

A summary of the key legislation is provided below – for our information. We have identified legislation that we consider is applicable to us. The following list has been compiled to help draw our attention to this information and to our duties.

- The Health and Safety at Work etc. Act 1974
- Corporate Manslaughter and Corporate Homicide Act 2007
- Employers' Liability (Compulsory Insurance) Act 1969
- Management of Health and Safety at Work Regulations 1999 (as amended)
- The Regulatory Reform (Fire Safety) Order 2005
- Workplace (Health, Safety and Welfare) Regulations 1992
- The Control of Substances Hazardous to Health Regulations 2002 (as amended).
- The Reporting of Injuries, Diseases and Dangerous Occurrences Regulations 2013
- The Manual Handling Operations Regulations 1992 (as amended)
- Health and Safety (First Aid) Regulations 1981 (as amended)
- Personal Protective Equipment at Work Regulations 1992 (as amended)
- Personal Protective Equipment at Work (Amendment) Regulations 2022
- Health and Safety (Display Screen Equipment) Regulations 1992 (as amended)
- Health and Safety (Safety Signs and Signals) Regulations 1996 (as amended)
- Electricity at Work Regulations 1989
- Health and Safety (Consultation with Employees) Regulations 1996 (as amended) and Safety Representatives and Safety Committees Regulations 1977 (as amended)
- Construction (Design & Management) Regulations 2015
- Control of Vibration at Work Regulations 2005
- Health and Safety Information for Employees Regulations 1989 (as amended)
- Pressure Systems Safety Regulations 2000
- Provision and Use of Work Equipment Regulations 1998
- The Working at Height Regulations 2005 (as amended)
- The Lifting Operations and Lifting Equipment Regulations 1998
- Control of Asbestos Regulations 2012
- The Confined Spaces Regulations 1997
- Building Regulations 2010 (as amended)
- Dangerous Substances and Explosive Atmospheres Regulations 2002
- Employment of Women, Young Persons and Children Act 1920
- Equality Act 2010
- Gas Appliances (Safety) Regulations 1995 (as amended)

- Gas Safety (Management) Regulations 1996
- Hazardous Waste Regulations 2005 (as amended)
- Health and Safety Offences Act 2008
- Health and Safety (Training for Employment) Regulations 1990
- Health and Safety at Work etc. Act 1974 (General Duties of Self-Employed Persons) (Prescribed Undertakings) Regulations 2015
- Lifts Regulations 1997
- Working Time Regulations 1998 (as amended)
- Public Health (Control of Disease) Act 1984

Management of Documentation

We will ensure that all amendments are incorporated and that each revision or re-issue is recorded.

Issue Details

Issue Number	Reason for Issue / Amendments	Name	Date
1.	Initial	Wirehouse ES Ltd	December 2019
2.	Reviewed and Updated	Wirehouse ES Ltd	May 2021
3.	Bespoken to The Robert Napier School incorporating their own responsibilities and arrangements.	Wirehouse ES Ltd	May 2021
4.	Reviewed and Updated – Overview Legislation List updated; Covid-19 Infection Control removed.	Wirehouse ES Ltd	April 2022
5.	Reviewed and Updated	Wirehouse ES Ltd	April 2022
6.			
7.			
8.			
9.			
10.			
11.			
12.			

Contents

Health and Safety Management System	1
Introduction	3
Health and Safety Management System	4
Overview	4
Management of Documentation	7
Implementation Guide and Record	12
Chapter 1. Statement of Intent	13
Health and Safety Statement of Intent.....	14
Environmental Policy Statement	15
Chapter 2. Responsibilities	17
Duties and Responsibilities	18
Health and Safety Management Structure	19
The Local Governing Body	20
Beyond Schools Trust.....	20
The Head Teacher & Deputy Head Teacher.....	20
The Health and Safety Lead.....	21
The Business Manager	22
The Premises Manager	23
The Teachers, SENCO & Teaching Assistants	24
Teaching/Non-Teaching Employees holding Positions of Special Responsibility	25
Class Teachers	25
Kitchen Manager	26
The Premises Manager	26
The Cleaners and Site Team	26
The Employees	27
Students	28
Hirers, Contractors and Others.....	28
Communication and Consultation.....	29
The Health and Safety Committee	29
Chapter 3. Arrangements	32
Arrangements.....	33
Abrasive Wheels	35
Accident Investigation	36
Accident Reporting	37

Aggressive Behaviour	37
Asbestos in our Premise.....	38
Assessing Risks.....	39
Bomb Threats.....	43
Car Parks.....	45
Child Protection	45
Civil Claims.....	46
Confined Spaces	47
Construction, Design and Management.....	48
Contractors	49
Dangerous Substances and Explosive Atmospheres (DSEAR).....	50
Departmental Policy and Risk Assessment.....	52
Dermatitis	53
Disability Compliance	54
Display Screen Equipment.....	54
Electrical Safety.....	56
Emergency Plans	59
Event Safety Management	59
Fatigue in the Workplace.....	61
Fire Safety.....	62
First Aid	66
First Aid – Mental Health.....	69
Food Hygiene.....	71
Gas.....	73
Hazardous Substances	74
Hazardous Waste.....	76
Health Surveillance	77
Hot Water and Surface Temperature	77
Infection Control.....	78
International Travel	80
Knife Safety.....	80
Ladders.....	81
Legionella Management	81
Leptospirosis (Weil’s Disease).....	82
Lift Safety	83
Lifting Equipment.....	83

Local Exhaust Ventilation.....	84
Lock Down Procedure.....	87
Lone Working	90
Manual Handling	91
Medication	93
Method Statements.....	94
Minibus	95
Monitoring	95
Near Miss	100
New and Expectant Mothers.....	101
Non-Hazardous Waste	101
Occupational Road Safety.....	102
Office Safety.....	105
Outdoor Activities and Trips	106
Permits to Work.....	106
Personal Protective Equipment	108
Pressure Systems	109
Protecting the Public.....	112
Purchasing – Health and Safety Issues	112
Refusal to Work on the Grounds of Health and Safety	113
Safeguarding Children and Young People	114
Safety Signs, Signals and Notices	115
Sharps	118
Slips, Trips and Falls	118
Smoking.....	119
Special Areas for Consideration.....	120
Student Illness	121
Subcontractors	121
Training	122
Use and Disposal of Solvents.....	125
Use of Air Conditioning Units	126
Vibration - Hand-Arm	127
Visitors	128
Welfare and Working Environment	129
Window Restrictors.....	129
Woodworking.....	130

Work Equipment	131
Work Related Stress	132
Work Related Violence	133
Working at Height.....	134
Workplace Housekeeping.....	136
Young Persons.....	138
Chapter 4. Advice and Information	140
Health and Safety Advice.....	141
Chapter 5. Forms.....	143

Implementation Guide and Record

Our Safety Management System is a key tool for us to use to help educate employees on their responsibilities and safe ways of working and to manage risk effectively and proactively. We will use the record below to record the key stages of the implementation of our Health and Safety Management System and to track progress towards compliance. We will amend this as required.

Date Reviewed	Key Activity	Evidence - Location of the Records, Documents
	Annual Audit and Action Plan	
	Statement of Intent Reviewed	
	Employee Handbooks Issued for any New Starter and Acknowledgement Form Returned	
	Fire Risk Assessment Reviewed	
	Sufficient Number of Fire Marshals	
	Fire Log Book and Evacuation Drills Recorded	
	PEEPs Documented/Reviewed	
	Legionella Risk Assessment Reviewed (where applicable)	
	Legionella Controls Documented	
	Risk Assessment Index Reviewed	
	Risk Assessments Reviewed	
	Specific Risk Assessment Completed for: Lone Working	
	Hazardous Substances Inventory Sheet Reviewed	
	Hazardous Substance Risk Assessments Reviewed	
	Training Matrix Needs Analysis Reviewed	
	Workplace Inspections	
	Health Surveillance	



Chapter 1. Statement of Intent

Health and Safety Statement of Intent

Aims

The Health, Safety and Welfare of Pupils, Employees and visitors at The Robert Napier School is paramount in the construction of these arrangements. Meeting our Statutory Obligation is a minimum. We also have a Moral Obligation to fulfil.

To Use Sensible Risk Management – To make learning an enjoyable experience for all is a target. This cannot be achieved by creating a Risk-Free Environment. An Element of Risk remains even with control measures in place. Our aims is to:

- Provide a safe and healthy working and learning environment.
- Preventing accidents and work-related ill health.
- Assessing all risks to anyone who could be affected by our curriculum and non-curriculum activities and putting in place measures to control these risks.
- Ensuring safe working methods and providing safe work equipment.
- Providing effective information, instruction, training and supervision.
- Giving special consideration for pupil's, employees or visitors, who may have problems restricting their movement within the site such as our VI pupils.
- Consulting with employees and their representatives on health and safety matters.
- Monitoring and reviewing our safety arrangements and prevention measures to ensure they are effective.
- Setting achievable targets and objectives to develop a culture of continuous improvement.
- Ensuring adequate welfare facilities exist throughout the school.
- Ensuring adequate resources are made available for health and safety issues, so far as is reasonably practicable.

Health and safety management procedures (**HSG65**) will be adopted, and responsibilities appropriately assigned, to ensure the above commitments can be met. All Local Governing Body members, employees and students will play their part in its implementation.

Signed (on behalf of the Local Governing Body)

Date

Environmental Policy Statement

The Robert Napier School will help to sustain natural resources and protect the environment. We are committed to ensuring the health, safety and welfare of any person who may be affected by the waste materials that result from our work.

Whilst the environmental obligations and responsibilities fall to all of us, management are primarily responsible for ensuring our environmental implications are inherent considerations in all our business decisions. Management are ultimately responsible for the implementation and promotion of this policy.

We will arrange for the disposal of our waste products regularly, safely and in accordance with the statutory requirements. We will actively re-use packaging materials wherever possible, including folders and documentation.

Our waste disposal arrangements will be regularly reviewed and will ensure that our paper and cardboard waste is recycled wherever possible and disposed of responsibly where not. Recycling initiatives will be taken where possible to help protect the environment and make better use of our resources. Our employees are asked to consider the environment when printing.

Where possible the most environmentally friendly equipment will be provided with due consideration to those employees who work from home, ensuring that the consumption and energy required is considered prior to purchases.

We recognise that the empowerment of our employees is our strongest weapon in the battle for environmental protection and will therefore arrange for suitable training and awareness where possible on environmental implications of our work activities and the controls that are within our control. We will encourage our employee's involvement in developing environmental improvements.

We seek excellence in every area of our work and are committed to continuing to improve our environmental performance by minimising our environmental impact and making resource efficiency the focal point and requirement of all our operations.

We will ensure that all company vehicles and vehicles used for work purposes where possible are designed and maintained to give the maximum fuel efficiency and minimum emissions. We will provide information on how to ensure maximum fuel consumption is met, such as the removal of unnecessary items in vehicles.

We aim to foster an understanding of environmental issues appropriate to and in the context of our business and those who work with us. Our intention is to ensure that we continually improve the environmental impact of our activities.

To achieve this commitment, we will:

- Strive to continuously improve our environmental performance, regularly reviewing our activities and policy and setting new targets to reduce any environmental impacts caused by our activities. This will include the consumption of energy within our premises, the reduction of waste materials including paper and cardboard through unnecessary printing.

- Comply with the requirements of environmental legislation and integrate approved codes of practice into our business operations.
- Reduce our consumption of resources and improve efficiency in the use of these resources.
- Ensure energy and water is used efficiently in all activities to minimise the consumption of natural resources and energy.
- Manage our operations and activities ensuring we reduce emissions, pollution and waste.
- Promote the reduction, reuse and recycling of waste materials in all working activities to conserve resources and reduce waste disposal.
- Ensure all waste is disposed of in a safe and responsible manner through monitoring and taking necessary action where deemed appropriate,
- Procure goods and supplies which take environmental specifications into account, limiting the amount of waste products; we recognise that prevention is better than the cure.
- Raise awareness and encourage participation in environmental matters through discussions and training sessions for employees upon induction and at appropriate intervals.

We recognise our responsibility towards the protection of the environment and issue this statement as a commitment of both management and employees to minimising the environmental impact of our operations.

Signature: (on behalf of the Local Governing Body)

Date:



Chapter 2. Responsibilities

Duties and Responsibilities

We will ensure that employees are aware of their legal responsibilities whilst at work, the appointments forming our management structure and the duties and responsibilities allocated to respective employees.

We take seriously the health, safety and welfare of our employees and anyone else who may be affected by our work activities. We expect full cooperation from our employees to help us maintain safe working environments. It is our aim to create a positive safety culture and sustain high standards.

Employees empowered to organise, manage and supervise work activities are instructed to ensure that our safety policies and procedures are followed always. Activities will be completed without significant risk of harm or loss and risks will be assessed and measures introduced to enable this.

Where employees have limited experience of activities involving risk, supervision will be afforded until such a time when satisfactory competence is deemed sufficient. Training needs will be assessed for all employees and the necessary training to enable them to work safely will be arranged.

Employees are instructed to refrain from using equipment likely to cause harm. If they notice any unsafe equipment, acts or situations they must act and report this.

We have in place a system for periodic monitoring. The purpose of this task is to continually assess our performance with respect to health and safety. People have been nominated with specific monitoring responsibilities, from time to time they may be requested to aid.

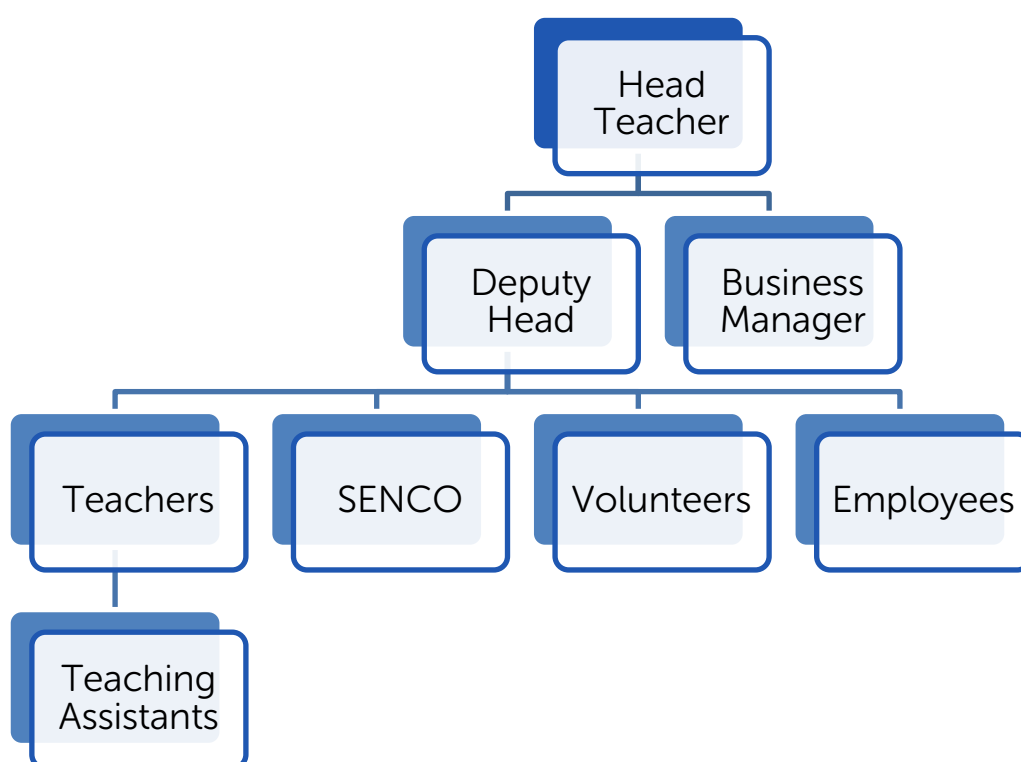
The Health and Safety at Work Act places duties on employees to:

- Take reasonable care of their own health and safety and that of anyone else effected by what they do.
- Cooperate with us, enabling us to comply with our statutory duties.
- Refrain from intentionally or recklessly interfering with or misusing anything provided in the interest of health, safety and welfare.

Employees are instructed to understand that failure to act and comply with legal duties may result with disciplinary action being taken against them, possibly by an enforcing authority.

Health and Safety Management Structure

This diagram is a representation of our management structure and strategy for health and safety responsibilities.



The Head Teacher has ultimate responsibility for health & safety within the Robert Napier School. At any time when the Head Teacher is absent from work, please consult the Deputy Head Teacher or your Direct Line Manager to raise any concerns regarding health and safety.

The Local Governing Body

Is responsible for ensuring that:

- The health and safety arrangement statement is clearly written, supports the implementation of the Trust Policy and promotes a positive attitude towards safety in school for both employees and students.
- The Head Teacher is aware of his health and safety responsibilities.
- Clear procedures are created to assess any significant risks to ensure that safe working practices are adopted.
- Sufficient funds are set aside with which to operate safe working practices.
- Health and safety performance monitored, failures in health & safety policy or implementation recognised, and policy and procedure revised as necessary.

Beyond Schools Trust

Responsibilities include, but are not limited to:

- Understanding the Health and safety at Work Act and any other Acts, Legislation or Approved Codes of Practice that apply to us and ensuring these are observed.
- Ensure that the Academy is supported and suitably advised on matters relating to health and safety.
- Arranging adequate funds and facilities to meet requirements of our Health and Safety Management System.
- Ensuring that any inspection, testing and certification is carried out to comply with relevant Regulations.
- Ensuring that appropriate insurance cover that embraces both statutory and general requirements is met and maintained.

The Head Teacher & Deputy Head Teacher

The Head Teacher and the Deputy Head Teacher have the overall and final responsibility for safety, health, fire and welfare. However, contribution is needed by all employees, to achieve a safe working environment.

The Head Teacher has the overall responsibility for ensuring that the Health and Safety Management System and its arrangements are effectively implemented and that proper resources are made available in order to achieve this.

Responsibilities include, but are not limited to:

- Understanding the Health and safety at Work Act and any other Acts, Legislation or Approved Codes of Practice that apply to us and ensuring these are observed.
- Initiating our Health and Safety Management System for the prevention of injury, damage and wastage.
- Carrying out an annual review of the Health and Safety Management System.

- Ensure that the school is supported and suitably advised on matters relating to health and safety.
- Set objectives for the school in relation to health and safety matters.
- Arranging adequate funds and facilities to meet requirements of our Health and Safety Management System.
- Ensuring that any inspection, testing and certification is carried out to comply with relevant Regulations.
- Ensuring that appropriate insurance cover that embraces both statutory and general requirements is met and maintained.
- Ensuring that suitable risk assessments are carried out by competent personnel and that suitable records are maintained.
- Ensuring that risk assessments are reviewed regularly.
- Ensuring that all employees receive adequate and appropriate training.
- Ensuring that necessary health and safety inspections are undertaken within those areas and that prompt remedial action is taken when any unsafe practice or condition is apparent.
- Ensuring that suitable written records are kept and maintained of such inspections.
- Making reasonable enquiries to ensure that subcontractors engaged to work on our behalf and contractors engaged to work on our premises are competent to do so.
- The Head Teacher will plan ahead as necessary to make human, financial and other resources available to secure a high standard of health and safety management, taking competent advice on matters of health and safety where relevant.
- Ensuring that disciplinary procedures are adequate to act against those who breach the Health and Safety Management System or safe practices.
- The Head Teacher provides the final authority on matters concerning health and safety at work.
- The Headteacher will make decisions on health and safety issues based on a proper assessment of any risks to health and safety and will ensure the control of those risks in an appropriate manner.
- The Head Teacher delegates specific responsibility for the implementation and monitoring of the Health and Safety Management System to the Health and Safety Lead.
- Setting a personal example.

The Health and Safety Lead

The Health and Safety Lead working in conjunction with TRNS Health & Safety Committee, will advise the Head Teacher on health and safety arrangements. Acting for and on behalf of the Head Teacher, he has the responsibility for implementing and monitoring the Trust policy and these arrangements, principally through the Heads of Department.

The Health and Safety Lead achieves this by ensuring that:

- These arrangements are clearly communicated to all relevant persons.
- Appropriate information on significant risks is given to visitors and contractors.

- Appropriate consultation arrangements are in place for employees and their safety representatives.
- All employees are provided with adequate information, instruction and training on health and safety issues.
- Additional responsibilities for health, safety and welfare are allocated to specific individuals and they are informed of their responsibilities and have sufficient experience, knowledge and training to undertake them.
- Risk assessments of the premises and working practices are undertaken and suitable and sufficient.
- Safe systems of work are in place as identified from risk assessments.
- Emergency procedures are in place.
- Machinery and equipment are inspected and tested to ensure it remains in a safe condition. For example, electrical equipment is tested yearly by a suitably qualified tester (C&G 2377)
- Records are kept of all relevant health and safety activities e.g., assessments, inspections, accidents, etc. These are kept by the relevant Head of Department. For example, the Senior Science Technician ensures that all COSHH procedures are followed during experiments. Any issues are brought to the attention of the Health and Safety Lead.
- Arrangements are in place to inspect the premises and monitor performance of Health & Safety.
- Accidents are investigated and any remedial actions required are taken or requested.
- The activities of contractors are adequately monitored and controlled.
- A report to the Local Governing Body on the health and safety performance of the school is completed termly. Any accident leading to either an employee or student being injured, is included in the termly report. The Chair of Governors is informed at the time of the incident. The School undertakes an annual Health and Safety inspection from an external party.

The Business Manager

Responsibilities include, but are not limited to:

- Familiarising themselves with our Health and Safety Management System.
- Ensuring that employees are adequately trained in proper and safe working methods and are fully aware of any hazards.
- Identifying training requirements of individuals and reporting this.
- Co-operation in releasing employees for training courses.
- Ensuring that all employees are aware of the fire procedures and first aid facilities.
- Seeking to develop safe practices and encourage suggestions from employees.
- Carrying out safety inspections in those areas under their control.
- Ensuring that necessary health and safety inspections are undertaken within those areas and that prompt remedial action is taken when any unsafe practice or condition is apparent.
- Ensuring that suitable written records are kept and maintained of such inspections.

- Ensuring that all safety rules are observed, and protective equipment is worn or used when appropriate.
- Ensuring that all safety devices are fitted, properly adjusted and maintained.
- Ensuring that all hazardous defects in the workplace are reported and subsequently rectified.
- Completing accident reports for all accidents involving injury, damage or lost time. Reports are to be completed as soon as possible.
- Ensuring that good housekeeping standards are maintained.
- Carrying out risk assessments to identify all hazardous activities and the risks associated with such activities.
- Bringing to the attention in writing of those concerned, the significant risks identified because of any such assessments.
- Stipulating safe systems of work, so that all work is carried out in accordance with Statutory and in-house regulations and Codes of Practice.
- Ensuring that all employees are effectively instructed in safe systems of work and that records of instructions are kept.
- Ensuring that risk assessments are reviewed regularly, particularly in respect to any new or proposed activities or processes.
- Ensuring that all visitors are made aware and comply with all aspects of health and safety legislation.
- Setting a personal example.

The Premises Manager

Responsibilities include the following, but are not limited to:

- Understanding the requirements of relevant legislation.
- Ensuring that any item is so designed and constructed as to be safe and without risk to health.
- Ensuring that any testing or examination is carried out on any article to comply with all safety Regulations.
- Co-ordinating the efforts of all parties on matters of health, safety and welfare.
- Carrying out risk assessments.
- Ensuring that risk assessments are reviewed regularly.
- Ensuring that risk assessments are undertaken on any new or proposed activities or processes.
- Bringing to the attention in writing of those concerned, the significant risks identified because of any such assessments.
- Stipulating safe systems of work, so that all work is carried out in accordance with Statutory requirements, Codes of Practice and our rules.
- Ensuring that employees are effectively instructed in safe systems of work and that records of instruction are kept.
- Ensuring that employees are adequately trained in proper and safe working methods and are fully aware of any hazards.
- Ensuring that necessary health and safety inspections are undertaken within those areas and that prompt remedial action is taken when any unsafe practice or condition is apparent.
- Ensuring that suitable written records are kept and maintained of such inspections.

- Ensuring that all employees are aware of the fire procedures and first aid facilities.
- Ensuring that new employees learn to take safety precautions.
- Identifying training requirements of individuals and reporting this.
- Ensuring that all safety rules are observed.
- Ensuring that all safety devices are fitted, properly adjusted and maintained.
- Ensuring that all hazardous defects in the workplace are reported and subsequently rectified.
- Completing accident reports for all accidents involving injury, damage or lost time. Reports are to be completed as soon as possible.
- Ensuring all accidents and incidents are properly recorded and investigated with a view to prevent re-occurrence.
- Maintaining good housekeeping standards.
- Ensuring that all visitors are made aware of and comply with all aspects of health and safety legislation.
- Setting a personal example.

The Teachers, SENCO & Teaching Assistants

Responsibilities include the following, but are not limited to:

- Familiarising themselves with our Health and Safety Management System.
- Ensuring that employees are adequately trained in proper and safe working methods and are fully aware of any hazards.
- Identifying training requirements of individuals and reporting this.
- Co-operation in releasing employees for training courses.
- Ensuring that all employees are aware of the fire procedures and first aid facilities.
- Seeking to develop safe practices and encourage suggestions from employees.
- Carrying out safety inspections in the areas under their control.
- Ensuring that necessary health and safety inspections are undertaken within those areas and that prompt remedial action is taken when any unsafe practice or condition is apparent.
- Ensuring that suitable written records are kept and maintained of such inspections.
- Ensuring that all safety rules are observed, and protective equipment is worn or used when appropriate.
- Ensuring that all safety devices are fitted, properly adjusted and maintained.
- Ensuring that all hazardous defects in our workplace are reported and subsequently rectified.
- Completing accident reports for all accidents involving injury, damage or lost time. Reports are to be completed as soon as possible.
- Ensuring that good housekeeping standards are maintained.
- Carrying out risk assessments to identify all hazardous activities and the risks associated with such activities.

- Bringing to the attention in writing of those concerned, the significant risks identified because of any such assessments.
- Stipulating safe systems of work, so that all work is carried out in accordance with Statutory and in-house Regulations, and Codes of Practice.
- Ensuring that all employees are effectively instructed in safe systems of work and that records of instructions are kept.
- Ensuring that risk assessments are reviewed regularly, particularly in respect of any new or proposed activities or processes.
- Ensuring that all visitors are made aware and comply with all aspects of health and safety legislation.
- Setting a personal example.

Teaching/Non-Teaching Employees holding Positions of Special Responsibility

This includes the Senior Management Team, Heads of Departments, School Office Manager/Secretary, and the Premises Manager. They must:

- Apply the school's Health and Safety Management System to their own department or area of work and be directly responsible to the Head Teacher for the application of the health and safety procedures and arrangements.
- Develop procedures which identify the key risks in their areas of responsibility and the organisation and arrangements for managing those risks.
- Following Health & Safety risk assessments, those holding posts/positions of special responsibility should submit reports to the Head Teacher.
- Ensure that all employees under their management are familiar with the health and safety procedures for their area of work.
- Resolve health and safety issues with their Line Manager.
- Carry out regular inspections of their areas of responsibility to ensure that equipment, furniture and activities are safe and record these inspections where required.
- Ensure, so far as is reasonably practicable, the provision of sufficient information, instruction, training and supervision to enable other employees and students to avoid hazards and contribute positively to their own health and safety.
- Ensure all accidents are investigated and reported appropriately.
- Include health and safety in the annual report for the Head Teacher.

Class Teachers

Class teachers are expected to:

- Exercise effective supervision of their students and to know the procedures in respect of fire, first aid and other emergencies, and to carry them out.
- Follow the health and safety procedures applicable to their area of work.
- Give clear oral and written health and safety instructions and warnings to students as often as necessary.
- Ensure the use of personal protective equipment and guards where necessary.

- Make recommendations to their Head Teacher or Curriculum Leader on health and safety equipment and on additions or necessary improvements to plant, tools, equipment or machinery.
- Integrate all relevant aspects of safety into the teaching process and, where necessary, give special lessons on health and safety in line with National Curriculum requirements for safety education.
- Ensure that personal items of equipment (electrical or mechanical) or proprietary substances are not brought into the school without prior authorisation. The item can then be tested, if necessary, by an appropriately qualified person. For example, portable appliance testing of electrical equipment via the Head of Department.
- Regularly check their classrooms for potential hazards and report any observed to the Premises Manager.
- Report all accidents, defects and dangerous occurrences to the Head Teacher or to the Health and Safety Lead.

Kitchen Manager

The Kitchen Manager is responsible for the safe operation of the catering facilities and must:

- Be familiar with the Trust Health and Safety Policy and the School Arrangements.
- Prepare risk assessments for all catering activities.
- Ensure that all kitchen employees are instructed and informed to work in accordance with these documents.
- Inform the Premises Manager or Head Teacher of any potential hazards or defects.
- Be familiar with the current Food Safety legislation and the implications so far as the school is concerned.

The Premises Manager

This person is responsible for the day-to-day co-ordination of the school's Health and Safety arrangements to include:

- Regular inspections and risk assessments.
- Liaising with contractors.
- Initiating action on reported hazards and accidents.
- Fire and emergency procedures.
- Maintaining an accurate record of completed training on Health and Safety issues for current employees.
- Temporary, part-time and supply employees must be informed of their responsibilities and the school's agreed policy prior to the commencement of their duties.

The Cleaners and Site Team

- To follow instruction from the Working at height -manual handling and COSHH Risk Assessments., relevant to their work.

- To continue reporting any Issues that may affect safety on the premises, through The Premises Manager or the Assistant Premises Manager.

The Employees

Responsibilities include the following, but are not limited to:

- Understanding and complying with any rules, policies and procedures introduced for health and safety and to comply with legislative requirements.
- Observe all instructions on health and safety issued by the Local Governing Body, The Robert Napier School or any other person delegated to be responsible for a relevant aspect of health and safety.
- Act in accordance with any specific health and safety training received.
- Co-operate with the Management Team and other employees to create and maintain a safe working environment.
- Assisting us with the preparation of risk assessments or safety checks – after suitable training.
- Co-operating with any risk assessments and control measures introduced.
- Not intentionally interfering with or misusing any safety devices or arrangements introduced in the interest of health and safety.
- Refraining from actions which are likely to cause harm to themselves or others.
- Keeping any work equipment in good condition.
- Assisting with workplace assessment activities upon request.
- Reporting any accident, near misses, unsafe act or condition.
- Co-operate with other persons to enable them to carry out their health and safety responsibilities.
- Inform their Line Manager of all potential hazards to health and safety, in particular those which are of a serious or imminent danger.
- Inform their Line Manager of any shortcomings they identify in the Robert Napier School's health and safety arrangements.
- Know and apply emergency procedures in respect of fire, first aid and other emergencies.
- Ensuring that they understand our first aid arrangements and know where to seek assistance.
- Complying with our fire safety arrangements and participating with any evacuation drills.
- Informing us of any complaint, injury, illness or disease that they believe has been caused at work.
- Informing us of any personal circumstances, illnesses that may affect their safety or the safety and health of others whilst at work.
- Co-operating with us where an accident or incident is being investigated.
- Operating only items of equipment for which they have been trained, deemed competent and authorised to use.
- Helping us achieve and maintain good housekeeping standards and cleanliness.
- When authorising work to be undertaken or authorising the purchase of equipment, ensure that the health and safety implications of such work or purchases are considered.

- Co-operate with the appointed/elected Safety Representative(s) and the Enforcement Officers of the Health and Safety Executive.
- Setting a good example for others to follow.

Students

In accordance with their age and aptitude are expected to:

- Exercise personal responsibility for the health and safety of themselves and others.
- Observe standards of dress consistent with safety and/or hygiene.
- Observe all the health and safety rules of the school and in particular the instructions of staff given in an emergency.
- Use and not wilfully misuse, neglect or interfere with things provided for their health and safety.

Hirers, Contractors and Others

This section refers to use of the school premises/facilities for activities not under the direction of the Head Teacher, e.g., for activities outside of normal school hours. In such cases the principal person in charge of the said activities will have responsibility for safe practices and must comply with the requirements of this section – this is the case even if the organiser of that activity is an employee. The Local Governing Body will carry out its responsibility for the control of premises/facilities by taking all reasonable steps to ensure that such persons are competent and determined to comply with statutory and advisory safety requirements and this Policy.

1. All hirers must have sufficient Third-Party Liability insurance to satisfy the Local Governing Body's requirements.
2. All hirers, contractors and others using the premises/facilities, must:
 - Be familiar and comply with this Policy and all Local Governing Body Safety Directives. N.B. A statement pertaining to relevant Health & Safety issues accompanies any application for a letting.
 - Take reasonable care of their own Health & Safety and that of any other persons who may be affected by their acts or omissions at work – including their own employees and the school's staff or students.
 - Obtain the Local Governing Body's written permission to bring any equipment onto the school premises.
 - Respect any capacity figures detailed on the letting's documentation.
 - Be competent to perform the tasks being undertaken and ensure that the school has supplied them with the information they require about the work and the environment they will be working in.
 - Report any student's bad behaviour to teaching staff so that the matter can be dealt with in accordance with the school's discipline policy.
3. All hirers, contractors and others using the premises/facilities, must not:
 - Alter fixed installations.

- Interfere with or remove fire/safety notices or equipment.

The Head Teacher or his representative must take immediate appropriate action if the contractor creates a hazard and refuses to eliminate it or reduce it to a safe level. This may require the suspension of the work/contract and a request for the contractors to leave the premises.

Note) Section 3(1) of the HSWA 1974 Duties to Others- It shall be the duty of every employer to conduct his (undertaking in such a way as to ensure, so far as is reasonably practicable, that persons not in his employment who may be affected by his work, are not exposed to risks to their health or safety.

Communication and Consultation

Health and safety arrangements, rules and procedures have been introduced to prevent accidents occurring thus protecting people against harm, however effective communication is vital to ensure these measures achieve their desired intentions.

We aim to consult with employees and others and will involve them in the decision-making process and development of our safety arrangements.

This Health and Safety Management System is made available to all employees, all employees will be made familiar with the contents.

We have devised our policies and guidance to ensure safe working practices are documented. Information relevant to each job or employee role will be communicated.

We have appointed various levels of management to implement, manage and assist with safety arrangements and procedures daily. Their duties include the communication of safety information to employees and others to ensure our policies, procedures and rules are being followed and standards are being maintained.

We will arrange the necessary training to ensure work is carried out without risk of harm. The management team are responsible for identifying any shortfalls with competence and consequent training needs. We will use credible and competent training providers for delivery of any external training.

It is inevitable that visitors and contractors will spend time at our premises. It is our intention to communicate any rules or procedures relevant to their safety to these persons. This we will do either whilst deciding for their visit or upon arrival.

The Health and Safety Committee

Purpose

The Safety Representatives and Safety Committees Regulations 1977 (a) and The Health and Safety (Consultation with Employees) Regulations 1996 (b) require employers to inform, and consult with, employees in good time on matters relating to their Health and Safety. To promote co-operation between employer and employees in investigating, developing and implementing measures to ensure the health and safety at work of all employees The Local Governing Body and the Head

Teacher, have established a Health and Safety Committee which meets a minimum of two times per year. The Health and Safety Committee reports to the Head Teacher/Local Governing Body as requested.

To raise the general standards of Health and Safety Management across the Directorate and to strive for "best practice " To improve the Health and Safety Culture at TRNS.

Function

- To monitor and implement school policies and initiatives, ensuring that the necessary systems, including training and other resources, are in place for effective health and safety management.
- To receive regular reports on health and safety inspections and safety audits.
- To receive, examine, and monitor incidents, and violence reports and to identify associated trends; to report to the Head Teacher on unsafe and unhealthy conditions and practices, together with recommendations for corrective action.
- To ensure that Managers are clear in their duties in relation to safety rules and regulations, prescribed procedures and the Health and Safety Policy Statement.
- To ensure advice and support is available to Managers on all areas relating to the Health, Safety and Welfare of all employees.
- To ensure that consultation takes place with recognised Trade Unions and their Health and Safety Representatives on all matters relating to Health, Safety and Welfare issues
- To provide a forum for the two-way exchange of information on Health and Safety issues and the sharing of good practice.

Constitution of Safety Committee

The school Health and Safety Committee will initially meet once a term with further meetings arranged as may become necessary from time to time. Representatives on this committee should incorporate all appropriate areas of work or special hazards from both sites and all safety representatives (appointed by accredited trade union or staff association) also have a place on the committee. The committee constitution shall consist of 8-10 members plus the chairperson and shall include the following representative members:

- *John Crockett (Chairman)*
- *Charlotte Reader PA to the Head Teacher (minutes)*
- *Mike Walsh (Head of PE)*
- *Jackie Trice (Head Science Technician)*
- *Becky Watts (DT Technician)*
- *Matthew Wells (Staff Governor)*
- *Ederson Tomasoni (Premises Manager)*
- *Raffaella Rosina (SLT)*
- *Laura Spooner (Head of DT)*
- *Matt rattle (Science Technician)*
- *Union Rep (TBC)*



Chapter 3. Arrangements

Arrangements

The following Health and Safety arrangements have been formally adopted by the school's Local Governing Body and conforms to the legal framework set out in the Act and subordinate statutory instruments. However, these arrangements are not definitive and as such should not be taken as an authoritative interpretation of the law. It is formulated with our interpretation of the following:

- The Health and Safety at Work etc Act 1974 (HSW Act) gave employers a legal requirement to ensure, as far as is reasonably practicable, the health, safety and welfare of their employees at work. It also requires all employees, including supply employees and contractors working on the school premises, to conduct themselves in a manner in which they pose no risk to their own or any other person's Health and Safety. 'Other persons' includes employees, students, and visitors to the school.
- The Management of Health and Safety at Work Regulations 1999 requires employers to assess the risks to employees and to decide for their health and safety by effective Hazard controls: The use of HSG 65 is used in the infrastructure of all policy and structure of our organisation.
- **Plan** – determine school-based arrangements, set goals and targets.
- **Do** – implement arrangements, introduce training programmes.
- **Check** – check policy is working, measure performance, analyse.
- **Act** – what have we learnt? Review and improve.
- **The RRFSO 2005** (Regulatory Reform Fire Safety Order Requires the **Responsible Person** must carry out risk assessments identifying hazards and reduce them so far as is reasonably practicable. These undertaken by a competent person annually for each building. Note the School was inspected under the order in June 2011 and made many alterations such as the installation of fire hydrants and upgrade of the fire Alarm System.
- The risks covered should, where appropriate, include the need to protect employees from exposure to reasonably foreseeable violence.
- The Reporting of Injuries, Diseases and Dangerous Occurrences Regulations 2013 (RIDDOR) require employers to notify their enforcing authority in the event of an accident at work to any employee resulting in death, major injury or incapacity for normal work for seven or more days. N.B. This includes an act of non-consensual physical violence done to a person at work. The HSE Education sheet (revision3) states injuries that are reported as regards pupils.
- The Safety Representatives and Safety Committees Regulations 1977 (a) and The Health and Safety (Consultation with Employees) Regulations 1996 (b) require employers to inform, and consult with, employees in good time on matters relating to their Health and Safety.
- Control of Asbestos regulations 2012 - we have a duty to manage Asbestos on our site and have already significantly reduced ACM's.

We have considered the activities we expect employees to participate with whilst at work and environments where work takes place.

We ask that employees speak to the Head Teacher if there is anything that they do not understand or believe could be improved.

Summary of responsibilities for key arrangements:

Subject Area	Persons Responsible	Date Accepted
Instruction in safe working practices	Line Managers	
Training	Line Managers	
Health and Safety Inspections	Caretake and the Business Manager	
Office Safety	Teachers	
Accident Investigation	All Teachers	
In house equipment	Premises Manager and the Business Manager	
Services (gas, electric etc)	Premises Manager and the Business Manager	
First Aid Provision	Teachers	
Fire Equipment	Premises Manager and the Business Manager	
Fire Evacuations	Premises Manager, Head Teacher, and the Deputy Head	
Housekeeping	All Personnel	
Risk Assessments	Premises Manager and the Teachers	
Contractor Management	Premises Manager and the Business Manager	
Welfare	Head Teacher and the Deputy Head	

Abrasive Wheels

The use of abrasive wheels can create a significant risk of injury if the correct control measures are not put into place and enforced. The areas that require consideration by us are correct installation and fitting of abrasive wheels, their maintenance, the way the equipment is used and the training and competence of the persons undertaking these activities.

The use of abrasive wheels gives rise to risks of ill-health as well as risk of injury. There is a risk of injury caused by an abrasive wheel bursting (breaking up whilst in use), contact with the moving wheel, including entanglement and ejected particles that cause eye damage. The health hazards associated with the use of abrasive wheels include but are not limited to exposure to dust, noise and vibration.

Health and safety legislation requires machinery and equipment to be properly designed, used and maintained so as not to give rise to health and safety hazards. The Supply of Machinery Regulations requires essential health and safety information to be provided by the manufacturers and suppliers. It is a mandatory requirement to undertake training of our employees who mount or replace abrasive wheels. We will also ensure that a competent person can regularly monitor the condition of the abrasive wheels and ensure they are maintained in good working order.

We will ensure that prior to purchasing any abrasive wheels and associated equipment, that we have identified and trained a competent person to maintain it correctly.

The training will include:

- The safe use or mounting of abrasive wheels.
- Identification of the hazards and risks associated with the equipment's use.
- The methods of marking abrasive wheels with type, size and maximum speeds.
- Abrasive wheel storage, transport and handling.
- Inspection and testing.
- Methods of dressing abrasive wheels.
- Adjusting the work rest.
- The use of suitable guards.
- The use of personal protective equipment.
- Training records will be kept on file.

Wheels will be securely mounted and maintained in accordance with manufacturers' instructions. All wheels will be examined prior to use. When in storage they will be protected to prevent damage and will be handled carefully to prevent dropping or bumping; rolling will be avoided as far as is practicable.

When mounted, wheels will be marked with their maximum safe operational speed, restrictions of use, the shelf life and a traceable number. The maximum speed can be marked in peripheral speed in meters per second and rotational speed in revolutions per minute (rpm). Wheels larger than 80mm in diameter will be marked with their maximum speed: for smaller wheels, the maximum speed will be posted on a notice in a position where it can be easily read. Abrasive wheels will never be operated more than the identified rotational speed.

Abrasive wheel equipment will be fitted with clearly visible and accessible start and stop controls and appropriate guards to prevent the operator encountering the wheel or injury from flying fragments in the event of a wheel burst.

Regular inspections and preventative maintenance will be carried out in accordance with manufacturers' instructions. These records will be kept on file.

Appropriate protective equipment, as identified in our risk assessments, will be worn when using abrasive wheels to protect against such risks as eye injury from debris and metallic particles, inhalation of dust, physical injury from flying wheel fragments, noise, vibration, head, foot or hand injury.

To prevent entanglement, loose clothing and any other items such as rags will be secured when using abrasive wheels. Arrangements will be made for the protection of persons within the working area and demarcation lines and warning signs will be positioned to warn of the hazards present.

Abrasive wheels used in circumstances where they generate significant amounts of harmful or respirable dust will be fitted with suitable dust control measures.

Accident Investigation

It is our intention to prevent all accidents occurring however we have systems in place to manage any such events. The Head Teacher and persons appointed have been nominated as the persons responsible for ensuring accident investigation is completed.

It is imperative that the scene of the accident is isolated to facilitate investigation. It is important that information relating to any accident or incident is collected as soon as possible following the event. The following is a list of evidence that will be considered. This list is by no means exhaustive.

- Witness statements.
- Photographs.
- Sketches.
- CCTV data.
- Damaged equipment.
- Maintenance records.
- Previous accident reports.
- Training records.

The main purpose of accident investigation is to establish events leading up to the accident and/or any underlying circumstances that may have contributed to the occurrence. Ultimately the evidence will be used and information evaluated to prevent reoccurrence.

The depth of the investigation will depend on the nature and severity of the accident. Where necessary other parties will become involved with the investigation.

If we require advice or assistance with this task we will liaise with our health and safety service provider Wirehouse Employer Services Limited.

Accident Reporting

We acknowledge our duty as stipulated by the Reporting of Injuries Diseases and Dangerous Occurrences Regulations (RIDDOR). We have suitable arrangements in place for all accidents and incidents to be reported. The Head Teacher supported by the Direct Line Managers are to ensure that all employees understand the basic requirements for accident and incident reporting and know how to report such an event and are encouraged and monitored to ensure this is done.

Any employee injured whilst at work are instructed to report and record the event. An accident book is kept and managed by the first aiders. Information referring to what needs reporting can be found at the start of the accident book. If an employee is in any doubt they are to seek advice.

Each page is perforated enabling the record to be removed once completed. The person completing the report is to enter all relevant details in the required boxes then remove the page and return it to their Direct Line Managers.

The Head Teacher is responsible for complying with RIDDOR and reporting any relevant incidents, within 10 days of a specified or major incident occurring, 15 for over 7 days incidents. The list of reportable injuries, dangerous occurrences and diseases is lengthy and if any doubt exists regarding these procedures we will contact our health and safety service provider for advice.

All reports will be treated with strict confidence and their security managed accordingly. If disclosure is necessary to authorised parties, this we will monitor and control.

All incidents can be reported online but a telephone service is also provided for reporting fatal and specified injuries only - call the Incident Contact Centre on 0345 300 9923 (opening hours Monday to Friday 8.30 am to 5 pm).

The Health and Safety Executive and the Local Authority Enforcement officers are not an emergency service.

More information on when, and how, to report very serious or dangerous incidents, can be found by visiting the HSE at www.hse.gov.uk/riddor/report.htm. If we want to report less serious incidents out of normal working hours, we can always complete an online form.

There is no longer a paper form for RIDDOR reporting, since the online system is the preferred reporting mechanism.

Aggressive Behaviour

It is possible that our employees will experience aggressive or violent behaviour. Such behaviour can result with injuries if not dealt with correctly. We have a duty for the safety and health of employees. Where necessary, we will provide employees with the necessary training to manage aggressive or violent situations.

Training will involve teaching employees to understand simple warning signs or “triggers” to help avoid aggressive behaviour. The term “trigger” is used to describe a situation that causes aggression such as making a person wait for an excessive time for something.

The key is to avoid aggressive or violent behaviour however we will ensure that employees have the competence to manage such situations.

If an employee has been harmed because of aggressive behaviour this is to be reported to the Head Teacher and to their Direct Line Manager and recorded in the accident book.

Asbestos in our Premise

There are no health risks to people working in our premise, so long as any presumed asbestos containing materials (ACMs) remains in good condition and are not disturbed. However, if the materials are abraded, drilled or worked on with power tools the dust generated may contain asbestos fibres and there will be risks to anybody exposed. To ensure that risks from ACMs are reduced to the lowest reasonable level we will operate the following procedures:

- We will not allow work on a known ACM.
- An Asbestos Register listing the locations and conditions of all known and presumed ACMs will be kept.
- The Asbestos Register will be brought to the attention of any person who might disturb or work on or near to a known or presumed ACM.
- The condition of the ACM will be inspected regularly.
- Before any work near to a known or presumed ACM can create risk, therefore an assessment will be carried out and a method statement written. We may refer the issue to our safety advisors. The risk assessment and method statement will identify how the work will be carried out without exposing any person to risks from asbestos fibres. Where necessary, arrangements will be made for additional samples to be taken and analysed.
- The persons who will be doing the work will receive suitable training. They will be informed about the hazards and the precautions they need to take to ensure their health and safety.

Any employee observing damage to any suspected Asbestos Containing Materials is instructed to report this to the Head Teacher.

If during work a person encounters a material that may contain asbestos and were not informed about it before work started, they are instructed to immediately stop work and take advice from the Head Teacher. Work will not be allowed to recommence until the material has been identified and a safe system of work agreed.

The School has taken measures and removed ACMs from all roof spaces.

Assessing Risks

We must deal with risk in every part of our lives; however, the acceptability of risk relates to the standards adopted by each person, the company, our stakeholders and the regulatory authorities. Essentially, risks that are acceptable are ones where no additional control measures may be necessary.

It is important that we identify and deal with 'significant risks' rather than trivial issues and concentrate on those that might cause 'foreseeable' harm or damage. Remember, not everyone will initially appreciate how they can be harmed and everyone will have different opinions as to what constitutes 'safe' behaviour. It is therefore necessary for us to determine what is acceptable and what controls are required to be implemented to ensure a safe working environment and compliance with regulatory standards.

A risk management programme forms the basis of our Health and Safety Management System.

We will ensure that risk assessments are completed for significant activities. Some employees will also have a significant part to play in the writing, communicating and reviewing of assessments and will be given suitable training to do this effectively.

We have identified the key areas where assessments are required and outlined the main controls required to be in place. These can only be written as 'suitable and sufficient' assessments with the input of competent employees involved in the tasks.

We will ensure that:

- Assessments are carried out and records are kept.
- Control measures are introduced because of assessments and that they are implemented and followed – with the most significant hazards having the greatest priority for action.
- Employees are informed of the relevant results and provided with necessary training.
- Any significant changes, injuries or, change in legislation or guidance leads to a review of relevant assessments.
- Assessments are regularly monitored and reviewed, and a schedule established.
- Suitable information, instruction and training will be provided to all persons involved in the risk assessment process to ensure a suitable level of competence.

Wirehouse Employer Services has provided us with further guidance notes about risk assessment, these can be found within the online portal system - Guardian and they include:

- An explanation of terminology around risk assessments.
- Examples of some common hazards.
- Guidance on how to complete an assessment.
- Forms ready for use.

Some examples of key assessments required include:

- A fire risk assessment.
- Hazardous substances.
- Display screen working assessments.
- Occupational stress.
- Manual handling.

Others will be completed as and when required for example:

- New and expectant mothers.
- Under 18-year olds.
- Lone working.
- Back to work situations.

A risk assessment involves identifying the hazards present in the workplace or arising out of any work activity and evaluating the extent of the risk involved to employees and others, considering the number and type of people exposed along with the duration and frequency of the exposure and the effectiveness of existing precautions.

A hazard is something with a potential to cause harm.

A risk is the combination of the likelihood of a hazardous event occurring and the consequence of the event.

Assessments can involve a quantitative evaluation of risk using numbers, e.g. 1-5 or 1-10, or a qualitative evaluation by using 'high, medium or low'. Some situations simply record a hazard and a control measure. There is no one correct method as to how to document assessments.

The Management of Health and Safety Regulations require that risk assessments be 'suitable and sufficient' in that they should identify all the significant hazards present within the business and its activities and that they should be proportionate to the risk. The assessment should cover all risks that are reasonably foreseeable.

The key to completing an assessment is therefore to be thorough by:

- Ensuring that we are properly trained and experienced to understand the hazards and activity being assessed.
- Involving colleagues and people familiar with the task, we recognise this is the best way of understanding the perception of risk.
- Ensuring employees familiarise themselves with our Health and Safety Management System, legislation and guidance.
- Considering relevant inspections, audits and any historical accidents or incidents.
- Considering different times of the day and environmental conditions.
- Ensuring that we consider all the potential hazards and all the ways that people might be harmed.
- Using the specified forms provided along with the preferred evaluation method for calculating risk.

If we feel that we are out of our depth – we will ask our Consultants for help.

This guidance follows the Health and Safety Executive's own information outlined in the guidance note 'INDG163'. These are the instructions to follow when we complete an assessment:

STEP 1 – Identify the hazards

We will look for hazards by walking around the workplace. List the hazards that could reasonably be expected to cause harm. Ask for the opinion of employees as they may have noticed things that are not immediately obvious to us. Consider all the various tasks undertaken by the business and consider the different locations where they occur. The most significant hazardous activities may not be immediately identified.

STEP 2 – Identify who may be harmed and how

We will list groups of people and individuals who may be affected by the hazards e.g.:

- Employees.
- Contractors on the premises.
- Visitors.
- New and expectant mothers.
- Temporary employees.
- Volunteers.
- Unauthorised persons.

We will pay attention to vulnerable persons, e.g. those with disabilities, employees who are pregnant or who have recently returned to work after having a baby, inexperienced employees, young persons under 18 years and children.

We will think about how they might be harmed; it is our duty to explain this to those exposed 'in a way they can understand'. We will consider different types of hazards, such as:

- Mechanical.
- Physical.
- Ergonomic.
- Physiological.
- Transport.
- Access.
- Hazardous substances.
- Fire, smoke and explosions.
- Particles, fumes and dust.
- Biological.
- Lifting and handling.
- Environmental factors; – lighting, temperature, etc.
- The individual.
- Organisational factors.
- Electrical.

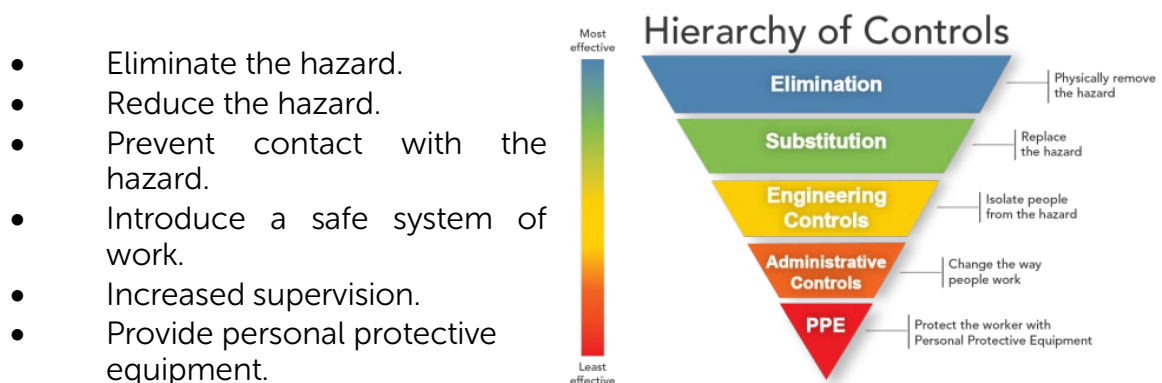
This list is not exhaustive but indicates the detail required. The individual has a huge impact on the overall risk. We will consider their level of training, attitude, work rate and tendency to work in an unsafe manner.

STEP 3 – Evaluate risk and decide on precautions

We will evaluate the risks arising from the hazards and decide whether existing precautions are adequate or if more needs to be done. When evaluating the risk, we will consider the chance of harm occurring (i.e. the likelihood), the severity (or consequence), the number of people affected and if relevant, the frequency.

Even after all precautions have been taken a residual risk is likely to remain. We will ensure the precautions in place meet regulatory requirements and best practice and that we have reduced the risk 'as far as is reasonably practicable'.

Where additional controls or further action are necessary to reduce the risk, we will decide what more could reasonably be done by adopting a hierarchical approach along the following principles:



STEP 4 – Record findings and implement them

Once the level of risk has been determined and the controls have been agreed, an action plan will be drawn up with timescales for implementation of the control measures.

The assessment will be documented since these provide evidence that something has been done. We will keep old assessments for future reference. We will communicate the findings to employees involved in activities and record this on a training matrix. We will then observe activities periodically to ensure that the control measures have been implemented and are being followed.

Information on assessments may also be required to be given to contractors, new starters, to employees changing roles or as part of on-going or developmental training. Records will be kept.

All employees shall be given the HSE checklist for classrooms to complete, giving a foundation assessment construction, identifying hazards and recommending risk control.

STEP 5 – Review the assessment and update it if necessary

A review will be required following:

- The results of monitoring (e.g. ill-health, accidents, audits) where results are adversely not as expected.
- A change of process, work methods, or materials.
- A change of personnel.
- Changes in legislation or best practice.
- Introduction of new plant or machinery.
- Passage of time – as set out in the review schedule.

Completion of risk assessments and the information collated because of this process can only be of benefit if communicated to the people who are likely to be affected by the hazards.

We will communicate the findings of risk assessments using the following methods:

- Induction - we will make employees aware of our hazards and control measures during the induction process.
- Availability of information - copies of risk assessments are readily available for all employees to read.
- Training - assessments and control measures to manage risk will be communicated as part of on-going training.
- Contractors and visitors - will be made aware of any hazards they are likely to encounter whilst at our premises prior to commencing work.

Review

All risk assessments will be subject to periodic review with a formal review taking place at least annually. Any changes will be communicated to those affected. Competent persons will be tasked with conducting the review.

Note:

Wirehouse Employer Services have provided us with guidance notes about risk assessment, these include:

- Example copies of risk assessments for common hazards.
- Forms ready for use.

Bomb Threats

We are committed to providing a safe working environment and we recognise that there is the potential for any employee to be contacted about a bomb threat.

If an individual is contacted about a bomb threat we have a procedure in place that employees can follow.

There are three sources of threats:

1. Telephone Calls

This is one of the most popular ways of being contacted about the risk of a bomb explosion. The clear majority of bomb threats are hoaxes and there are many reasons why someone may make a hoax bomb threat these include:

- Revenge.
- Extortion.
- Causes disruption.
- Inconvenience to the victim.
- Fear.

When an individual receives a telephone bomb threat it is important that they remain calm and obtain as much information from the call including:

- Details about the person.
 - Gender
 - Accent
- Background noises.
- Reason for the call.
- Did they use a code word as this will help the police identify if the call is genuine or a hoax?
- Information about the bomb threat.
 - Location.
 - Time.

Once the call is finished employees are to try and leave the line open, if they have another person nearby they are to ask them to start evacuating the premises as soon as possible and contact the police immediately.

In receipt of a bomb threat the Head Teacher must be informed immediately.

2. Packages

Packages could be left in the building that has been delivered by hand from an unknown source or a package arriving through the post by an unknown source.

If an employee identifies a suspicious package we will evacuate everyone from the premises and call the police immediately. Employees are instructed to not touch or handle the package and ensure that others do not encounter the package.

3. Vehicle Bombs

It is important that we remain vigilant and follow the same procedure as suspicious packages. As vehicle bombs will cause a larger explosion, evacuating persons from our premises will be of a greater distance.

We must always remain calm and report any suspicious activity to the police or to the Anti-Terrorist Hotline 0800 789 321.

We will be prepared for our employees to be temporarily in a state of shock at the threat, which will be the closest that many people ever come to acts of terrorism. We will take account of this when establishing our procedures and base our preparation on enabling any employee to pass on a threat promptly, in as much detail as possible, to those tasked with deciding what action to take. We will remember to distinguish between calls referring to our own building and those warning of a bomb elsewhere.

Even genuine threats are frequently inaccurate regarding where and when a bomb might explode. Also, employees receiving a bomb threat may not always be those trained and prepared for it. Whilst it is not reasonable to expect them authoritatively to assess a threat's accuracy, truth or origin, listen to their impressions of the caller.

"Always remember: It's probably nothing but... if you see or hear anything that could be terrorist-related trust your instincts and call the Anti-Terrorist Hotline"

0800 789 321

Car Parks

Our premises include car parking areas and as such we have undertaken a risk assessment of our car park and implemented the following risk control measures:

- Sufficient lighting is provided and is maintained in good working order.
- Trees in the area are subject to an inspection and maintenance programme to manage the risk of falling branches and avoid their growth dangerously restricting the height available for vehicles.
- Leaves are swept up to prevent surfaces becoming too slippery.
- Surfaces are inspected regularly and maintained to prevent potholes and tripping hazards.
- Shrubs are clipped back regularly to ensure that sight lines are maintained.
- Adequate drainage is installed and is subject to periodic maintenance.
- Arrangements are in place for clearing ice and snow in winter and for closing off parts the car park and pedestrian routes which are not able to be cleared.

The condition of the car park and any facilities will be inspected regularly.

Child Protection

The development, safety and welfare of children are of upmost important to us and we will ensure that we uphold those values.

Our services will protect children from the risk of harm and we have adopted the Child Protection Procedures produced by Ofsted.

We will:

- Be alert to potential indicators of abuse or neglect.
- Be alert to the risks which individual abusers, or potential abusers, may pose to children.
- Share and help to analyse information so that an informed assessment can be made of the child's needs and circumstances.
- Contribute to whatever actions are needed to safeguard the child and promote his/her welfare.
- Carry out risk assessments to identify areas where children could be harmed and to implement control measures to protect children from harm.

- Regularly review the outcomes for the child against specific shared objectives; and
- Work co-operatively with parents/guardians unless this is inconsistent with the need to ensure the child's safety.

Civil Claims

We acknowledge that employees, visitors and contractors who may be affected by our activities have the right to make claims for compensation, where they consider that an injury is the result of negligence on our part. Such claims will be dealt with on our behalf by our Employers' and Public Liability insurer.

Our insurer requires us to forward them any letters from a solicitor, alleging negligence on our part, within 21 days of receipt and providing evidence in our defence. The insurer then has 90 days to respond to the claimant's solicitor. To enable us and our insurer to comply with the requirements of the 'fast track procedure', the following procedures are to be followed:

- All incidents are to be recorded, investigated and, where necessary, under the Reporting of Injuries, Diseases and Dangerous Occurrences Regulations, reported to the enforcing authorities.
- Any person receiving a letter from a solicitor must forward this immediately to the Head Teacher.
- The Head Teacher will, unless they instruct someone else to act on their behalf, forward the solicitor's letter to our insurer along with any evidence in our defence.
- Direct correspondence with the claimant and their solicitor is strictly forbidden, as this may prejudice our defence.
- All correspondence relating to the claim must be forwarded to the Head Teacher immediately following receipt.

It is our responsibility to provide evidence in defence. Therefore, the person responsible for investigating incidents is responsible for collating an 'Evidence File' for all reportable injuries and incidents and any other accidents where a claim is foreseeable. We may take a commercial view on minor accidents, balancing the possibility of a claim being brought against the cost of accident investigation.

Evidence may take the form of the following documents; however, this is not an exhaustive list:

- Entry in the accident book.
- Statements from the injured person(s), witnesses and first aider. These should be signed and dated and contain only statements of fact not supposition.
- Copy of the accident/incident investigation report, with any photographs and diagrams.
- Pre- and post-accident risk assessments.
- A copy of any written safety instructions given to the injured person(s).
- A record of any personal protective equipment issued to the injured person(s).

- Copies of any test certificates and/or records of maintenance and inspection of any equipment involved in the incident.
- Any disciplinary evidence relating to the occurrence.
- Copy of any statutory reporting document forwarded to the Enforcing Authority.
- Copy of any correspondence from the enforcing authority relating to the incident.

No evidence may be sent to our insurers without the absolute permission of the Head Teacher.

A claim may be brought by an employee whether the accident has been recorded in the accident book or whether he/she has taken time off work as a result.

Confined Spaces

We recognise that working in confined spaces is hazardous. Due to this, we will ensure that all employees working in confined spaces are fully trained to do so. Individuals' will be trained on how to work safely in confined spaces, the potential hazards that they may encounter, the relevant safety equipment required and the rescue arrangements when an incident arises. Where an employee becomes trapped we will ensure that all persons are trained to know what to do when an incident arises. Under no circumstances must an untrained employee help with the rescue of another employee when they have collapsed in the confined space.

We have a duty under the Confined Spaces Regulations to protect employees as so far as is reasonably practicable. We will ensure that all risks have been assessed and if it is reasonable, where we can, avoid employees entering the confined space. Where entry is required, only trained and competent employees will be able to work in the confined space.

Once it has been decided that it is not reasonably practicable to carry out the work without entering the confined space, rescue arrangements will be put in place before any work is carried out. To prevent or control the risks to employees from hazards an emergency plan will be developed and documented before any work commences.

Employees are responsible for using the controls described in the risk assessment for the tasks that they carry out.

All employees will be trained and know when to leave the space, when:

- They become unwell.
- They believe they are in danger.
- Any unforeseen hazard develops.
- Communication has been lost with the external individual.
- The external individual cannot continue with their role.

Employees who are tasked with working or supporting employees in confined spaces will be required to be trained on the resuscitation equipment.

We will organise practice rescue arrangements. These practice arrangements will involve scenarios that could possibly arise from employees becoming trapped within

the confined space. We will also ensure that all employees involved with the rescue are fully trained on the use of any personal protective equipment.

Construction, Design and Management

Our work is subject to the Construction (Design & Management) Regulations.

The principal changes to the Regulations are as follows:

- Strengthening of 'Client' duties.
- Introduction of 'Domestic Clients'.
- Replacement of the 'CDM Coordinator' by the 'Principal Designer' for the planning, managing, monitoring and coordination of pre-construction phase health and safety.
- The 'Principal Designer' and 'Principal Contractor' will be required on all projects where there will be more than one contractor working on the project.
- Replacement of explicit requirement for duty holder competence with need for appropriate Skills, Knowledge and Experience.
- Change to the HSE's Notification level – the notification 'F10' is now only required for projects lasting more than 500-person days or lasting more than 30 days with more than 20 workers simultaneously.

A summary of roles and duties under the regulations:

CDM Duty holders* –Who are they?	Summary of role/main duties
Principal contractors – are contractors appointed by the client to coordinate the construction phase of a project where it involves more than one contractor.	<p>Plan, manage, monitor and coordinate the construction phase of a project. This includes:</p> <ul style="list-style-type: none"> • Liaising with the client and principal designer. • Preparing the construction phase plan. • Organising cooperation between contractors and coordinating their work. <p>Ensure:</p> <ul style="list-style-type: none"> • Suitable site inductions are provided. • Reasonable steps are taken to prevent unauthorised access. • Workers are consulted and engaged in securing their health and safety, and • Welfare facilities are provided.
Contractors – are those who do the actual construction work and can be either an individual or a contractor.	<p>Plan, manage and monitor construction work under their control so that it is carried out without risks to health and safety.</p> <p>For projects involving more than one contractor, coordinate their activities with</p>

	<p>others in the project team and comply with directions given to them by the principal designer or principal contractor.</p> <p>For single-contractor projects, prepare a construction phase plan.</p>
<p>Workers – are the people who work for or under the control of contractors.</p>	<p>They must:</p> <ul style="list-style-type: none"> • Be consulted about matters which affect their health, safety and welfare. • Take care of their own health and safety and others who may be affected by their actions. • Report anything, they see which is likely to endanger either their own or others' health and safety. • Co-operate with their employer, fellow workers, contractors and other duty holders.

* Organisations or individuals can carry out the role of more than one duty holder, provided they have the skills, knowledge, experience and if they have the organisational capability necessary to carry out those roles in a way that secures health and safety.

Key elements to securing construction health and safety, including:

- Managing the risks to health and safety by applying the principles of prevention.
- Appointing the right people and organisations at the right time.
- Making sure everyone has the information, instruction, training and supervision they need to carry out their jobs in a way that secures health and safety.
- Co-operating and communicating with each other and coordinating their work; and
- Consulting workers and engaging with them to promote and develop effective measures to secure health, safety and welfare.

Contractors

We are committed to ensuring the health, safety and welfare of any contractor carrying out work. To protect contractors so far as is reasonable it is our responsibility to make known to contractors any hazards that have been identified and may affect such persons. We will ensure that our control measures are communicated, understood and followed to prevent harm.

The person arranging work by contractors is responsible for communicating these rules:

- Fire safety arrangements.
- First aid facilities.
- Welfare arrangements and facilities.

- Details of our policies and procedures relative to any work taking place on our premises.
- Any permit to work system in operation or required.

Before contractors arrive, the Head Teacher or the person appointed by them are responsible for communicating with contractors. This includes:

- Personal protective equipment.
- Vehicle movement.
- Map of the premise's layout and site safety rules.

Under the Health and Safety at Work etc Act we have a duty to protect our employees and visitors. We will ensure that by having contractors working that all risks have been assessed. We will produce a risk assessment for the proposed work that the contractors are undertaking and put in place control measures to reduce the risk to a safe and acceptable level.

When appointing contractors, we will confirm their competencies prior to any work commencing. We will select contractors based on their health and safety performance and competence for the required work.

We will obtain from the contractor before works are carried out:

- Their health and safety policy which will include their risk assessments, training and certification.
- A copy of their insurance certificate.
- Evidence of skills, knowledge and experience; (membership of professional bodies and/or continuing professional development).
- Method statements.

We will then review the information that they have supplied us with to determine if they have planned the work carefully and considered all aspects of safety.

When the work is being carried out by the contractors we will ensure that we monitor their work to ensure that they are working to a safe system of work and to the standard as agreed. If necessary, risk assessments will be reviewed if changes occur; accidents or incidents arise and changes to the workplace.

Contractors are responsible for using the controls described in the risk assessment to reduce risk. Any tools and equipment used by contractors are to be suitable for purpose, well maintained and deemed safe for use by a competent person. Tools, equipment and material are to be managed by the contractor always so as not to create a hazard. Dangerous tools and equipment are not to be left unattended.

Dangerous Substances and Explosive Atmospheres (DSEAR)

Dangerous substances can pose risks to safety on several different levels; DSEAR is concerned with the specific risks of fire and explosion and places a duty on us to protect people from risks to safety from fires, explosions and similar events in the

workplace. This also includes members of the public who may be put at risk by work activities.

Dangerous substances that could, if not properly controlled, cause harm to people because of a fire or explosion and include such things as solvents, paints, varnishes, flammable gases, such as liquid petroleum gas (LPG), Hydrogen etc., dusts from machining and sanding operations and dusts from foodstuffs.

We are required to carry out a risk assessment to identify what dangerous substances we hold and to determine the fire and explosion risks associated with those substances in the context of their intended use. We will put control measures in place to either remove those risks or, where this is not possible we will effectively control them. We will put controls in place to reduce the effects of any incidents involving dangerous substances and prepare plans and procedures to deal with accidents, incidents and emergencies involving dangerous substances. We will identify, classify and adequately sign areas where explosive atmospheres may occur and ensure that employees are properly informed about and trained to control or deal with the risks arising from the dangerous substances.

DSEAR require us to assess the risks from substances or preparations that may give rise to fire, explosion or other similar events. DSEAR applies when the following conditions are met:

- Any premise or part of a premise used for work and this includes educational and higher education premises.
- A dangerous substance is present or is liable to become present.
- The dangerous substance presents a hazard to the safety of persons who may be affected, as opposed to their health.

The following classes of dangerous substances are covered:

- Oxidising.
- Extremely flammable.
- Highly flammable.
- Flammable.

Examples of dangerous substances include:

- Most common organic solvents.
- Flammable gases; Acetylene; Oxygen; Helium etc.
- Petrol.
- Varnishes.
- LPG.
- Kerosene.
- Styrene monomer.
- Acryl amide monomer.
- Fine dusts that when spread in the air to form a cloud and form an explosive atmosphere.
- Any other substances or mixtures of substances, which because of their physical properties create a risk to safety from fires and explosions.

Examples of activities to which DSEAR may apply:

- Storage of petrol as a fuel.
- Use of flammable gases.
- Handling and storage of waste dusts.
- Handling and storage of flammable wastes such as fuel oils.
- Welding or other 'hot work' on tanks and drums that have contained flammable material.
- Work that could release naturally occurring flammable substances.
- Use of flammable solvents in laboratories.
- Storage and display of flammable goods, such as paints.
- Storing and handling aerosols with flammable propellants such as LPG.

Before work is carried out we will assess the fire and explosion risks that may be caused by dangerous substances. The purpose of the assessment process is to help us to decide what we need to do to eliminate or reduce the risks from dangerous substances and will take account of:

- Dangerous substances.
- The work activities involving those substances.
- The ways in which those substances and work activities could harm people.

If there is no risk to safety from fires and explosions, or the risk is trivial, then no further action is needed. However, if there are risks then we will consider what else needs to be done eliminate or control these risks to comply with the requirements of DSEAR.

Departmental Policy and Risk Assessment

The Heads of each department must with the Health and Safety Lead put in place a policy that that is clear in its instructions to staff and pupils. It will have its own Evacuation procedure in an emergency situation. It should contain copies of courses relevant to health and safety that the staff have attended. First Aiders and fire Warden named. A first aid and accident report form that is completed and given to the Lead First Aid person. Any accident will be investigated so the immediate and root causes are identified. These can be audited by the Health and Safety committee as they may often point to trends and further risk reduction and action required.

Subjects of High Risk such as Science – Physical Education and design Technology (Including art) Section (4.3) will use the bodies given in this section, that give clear instruction on setting Policy and Risk Assessment.

Risk Assessments undertaken for the most hazardous experiments – procedures or sports. The HSE classroom checklist completed for each room. The Risk Assessment process is detailed in section3.

The Health and safety Lead will instruct on compiling Risk assessments. Copies of all policies and assessments are to be kept in the Facilities and Data Managers Office in preparation for an audit by HSE.

All staff on induction should have an understanding of TRNS Evacuation Process. They must have undertaken basic fire awareness course and read the Health and Safety Policy.

Dermatitis

Our aim is to prevent or control the risks to employees from Dermatitis that they may develop during their work. Dermatitis is a skin condition usually caused by contact with something that irritates the skin or causes an allergic reaction. Contact Dermatitis affects mainly the hands, but other parts of the body can also be affected. Dermatitis can be caused by:

- Wet work due to repeated and prolonged contact with water, e.g. by handwashing more than 20 times or having wet hands for more than 2 hours during a shift.
- Chemical agents, e.g. through contact with chemicals, including by direct contact, splashes, contaminated work surfaces and tools, airborne particles settling on the skin.
- Biological agents, e.g. through contact with plants, bacteria, spores, moulds, fungi.
- Physical agents, e.g. by vibration, radiation or low humidity from air conditioning.
- Mechanical agents, e.g. by abrasion.

The main categories relating to work-related Contact Dermatitis are classified as:

- Irritant Contact Dermatitis: mainly caused by chemical and physical irritants and is the most common form of Contact Dermatitis. Common chemical irritants include solvents, soaps, detergents, latex, cosmetics, metalworking fluids, oils and alkalis.
- Allergic Contact Dermatitis: common allergens include, UV cured printing inks, adhesives, wet cement, some plants, nickel and chromium which can cause an allergic reaction, hours or days after contact. In rare cases a severe reaction can occur, known as an 'anaphylactic shock.'
- Photo Contact Dermatitis: is a reaction that develops where chemicals are applied to the skin, e.g. sunscreens, fragrances, creams, insecticides, disinfectants.

Symptoms of dermatitis generally include a localised rash and/or irritation of the skin and can develop into flaking, scaling, cracking, bleeding, swelling and blistering which can take days or even weeks to heal.

To achieve these objectives the following arrangements will be followed:

- We will identify all substances likely to generate the risk of dermatitis and those persons who are at risk of work-related developing dermatitis.
- Where reasonably practicable, eliminate the use of substances that are likely to cause dermatitis.
- Where relevant, replace substances likely to cause dermatitis with less harmful Substances.
- Establish control measures and safe systems of work to prevent and/or minimise skin contact with hazardous substances.
- Provide suitable personal protective equipment (PPE), skin care products and adequate washing facilities.

- Provide suitable personal protective equipment storage and disposal facilities.
- Encourage workers to carry out regular skin checks to identify signs of dermatitis.
- Introduce health surveillance for all workers likely to be at risk of developing dermatitis.
- Provide workers with information, instruction and training in relation to hazardous substances, use of PPE and skin care products.
- Consult with workers and their representatives in relation to skin care, skin care products and personal protective equipment.
- Record and investigate any diagnosed cases of dermatitis and follow RIDDOR reporting procedures, where appropriate.

Disability Compliance

Where we employ persons that are disabled, or where existing employees have become disabled we have a duty to make reasonable adjustments so far as is reasonable, for example layout, to protect the health, safety and welfare of the employee.

To ensure the health, safety and welfare of employees with disabilities we will review our existing risk assessments to make sure that they reflect the disability of the employee. If necessary, we will carry out an individual risk assessment of the employee. We will consider that employees may not be able to assist in emergency situations.

Where it has been identified that employees have problems with their mobility we will develop a personal emergency evacuation plan to cover their escape safely in the event of an evacuation. The personal emergency evacuation plan will be reviewed at frequent levels to reflect any changes in the employee's health condition. Equally, where employees must carry out lone working as part of their work we will review the risk assessment to establish for example if a buddy system can be incorporated.

In cases where employees are temporarily disabled, such as a broken limb, adaptations may not be reasonably practicable. In these circumstances, we will offer the employee alternative work or if there is no alternative work to offer the employee, then we may consider excluding them from the workplace temporarily.

Display Screen Equipment

We will take all reasonable steps to secure the health and safety of those who work with display screen equipment (DSE).

We acknowledge that health and safety hazards may arise from the use of this equipment. It is our intention to ensure that any risks are reduced to a minimum. Whilst it is generally recognised that the use of DSE can be undertaken without undue risks to health, it is appreciated that some employees may have genuine reservations and concerns. We will give information and training to enable a fuller understanding of these issues.

We will:

- Carry out an assessment, or provide information for self-assessment of each workstation, considering the DSE, the furniture, the working environment and the worker.
- Take all necessary measures to remedy any risks found because of the assessment.
- Take steps to incorporate changes of tasks within the working day, to prevent intensive periods of on-screen activity.
- Review software to ensure suitability for the task.
- Arrange for the provision of eye and eyesight tests at regular intervals and where a visual problem is experienced.
- Contribute to any corrective appliances (glasses or contact lenses) where required specifically for working with DSE.
- Advise you, and all persons applying for work with DSE, of the risks to health and how these are to be avoided.

Where a matter related to health and safety in the use of DSE is raised, we will:

- Take all necessary steps to investigate the circumstances.
- Take corrective measures where appropriate.
- Advise employees of actions taken.

We will give sufficient information, instruction and training as is necessary to ensure the health and safety of workers who use DSE. This provision also applies to persons not in direct employment, such as temporary employees and contractors.

The Head Teacher is responsible for users of display screen equipment and will provide appropriate information.

Employees who are classified as a display screen 'user', they are entitled to an eye and eyesight test at intervals recommended by the person who carried out the previous test. All tests are specifically for users of DSE and are to be arranged through us.

Where employees experience visual difficulties and have reason to believe that these may be caused by working with DSE, we will offer an eye and eyesight test.

The costs of eye and eyesight tests will be met by us if testing has been arranged through us. Where employees obtain a test independently and without our knowledge, even if the test is specifically related to display screen use, we shall not be responsible for the costs incurred.

Where corrective lenses are found to be necessary, specifically for the use of DSE, we will pay towards the cost of the corrective lens. If employees prefer enhanced frames they will pay any balance of the cost. Evidence of purchase will be requested.

The purpose of a break from DSE work is to prevent the onset of fatigue. To achieve this objective, we will seek to incorporate changes of activity into the working day. Whilst on a break from DSE employees are recommended to avoid other screens and phones.

Employees are advised to take ten-minute breaks from DSE work every hour. Where possible, users will be given the discretion to decide the timing and extent of off-screen tasks. If employees know that their DSE workload does not permit adequate breaks they are to bring this to the attention of their Line Manager.

Employees are asked to undertake a self-assessment of their workplace using a simple-to-follow format. Most people do not have any issues using the equipment and so assessments are usually only repeated after two years, after office moves or other significant changes. Any risks that may result in upper limb problems or screen glare occurring must be reported to Line Managers and addressed.

If employees require any specific assistance this will be considered in the assessment.

Electrical Safety

Electricity can kill, and the risk is often underestimated as it cannot be seen. It can cause burns, shock, fire and fatalities. We acknowledge our legal duties and will take the necessary precautions to prevent any accidents or incidents occurring.

Fixed electrical installations include the wiring, electrical sockets, switches, isolation boxes, fuses etc. that are installed in our building. Damage to any fixed installation is to be reported and a repair arranged with minimum delay. Remedial action will be required to be taken to restrict access use of damaged equipment until a repair can be arranged. The completion of any electrical work is only be conducted by a competent electrical engineer.

We will ensure fixed electrical installations are safe and we will accomplish this by ensuring installations, modifications, maintenance, inspection and testing are completed following relevant procedures established by the Institution of Engineering and Technology (IET) and their regulations.

We understand preventative maintenance is the key to help minimise accidents. We have in place an internal periodic monitoring system to identify electrical faults; all faults are to be reported, and the necessary action arranged for repair.

We will arrange for a competent electrical engineer to inspect and test our electrical installations at a period of every 5 years or less. Documentation will be kept reflecting the findings of this visit.

A portable appliance is generally any electrical equipment that has a plug. These are to be treated with the same respect as fixed installations. Plugs can get damaged, wires and pins can become loose and leads can get split or flattened increasing the risk of a shock, burn or fire. Plugs that get hot, smell or spark are to be put out of use and a repair arranged.

To ensure appliances are safe to use we will ensure:

- A register of all equipment is maintained, this includes any home working equipment, mobile phone chargers, extension leads and any personal items that are permitted to be used in the school e.g., radios.



- Only electrical equipment that is properly installed and maintained shall be used in the school. The indication that equipment has been properly maintained is that a label is attached to each item bearing a date after which it should no longer be used. Items not bearing such a label, or where the date on the label has been passed, should be withdrawn from use and given to the appropriate Supervisor or Manager.
- Periodic internal monitoring checks will be conducted that will include a review of electrical appliances.
- All employees are instructed to visually check equipment before use and report any defects.
- Portable appliance testing will be organised at appropriate intervals, the frequency of inspection and testing will depend on the equipment and the environment in which it is used.
- All inspections, testing, maintenance and repairs will be conducted by a suitably competent person.
- Any Electrical Appliances that are owned by staff used on the school premises will need the approval of the Headteacher. They will need testing safety before use.
- Any item that becomes faulty should be taken out of service and either discarded or sent to a member of the technical staff.
- Equipment and furniture should be sited so as to avoid the need for leads and to trail across floors. Where these cannot be avoided, proprietary rubber strips should be used to reduce the risk of tripping.
- Socket adapters must not be used. Extension leads only used as a last resort. The overuse of extension leads often points to poorly designed electrical installations. Individuals should check the safety of their own office accommodation and work area. Problems identified should be reported to the Premises Manager. Extension leads over 25 metres must not be used.

Any electrical or general contractor engaged to undertake work will be requested to prove competence and testing arrangements for their own equipment.

Under no circumstances is any employee to undertake any electrical work unless they are authorised and qualified to do so.

The Health and Safety Executive *suggest* a testing frequency for portable appliance in the guidance document HSG107 as follows.

Table 1 Suggested initial maintenance intervals

Type of business		User checks	Formal visual inspection	Combined inspection and test
Equipment hire		N/A	Before issue/after return	Before issue
Battery operated equipment (less than 40 V)		No	No	No
Extra low voltage (less than 50 V ac), telephone equipment, low-voltage desk lights		No	No	No
Construction	110V equipment	Yes, weekly	Yes, monthly	Yes, before first use on site then 3-monthly
	230V equipment	Yes, daily/every shift	Yes, weekly	Yes, before first use on site then monthly
	Fixed RCDs	Yes, daily/every shift	Yes, weekly	Yes, before first use on site, then 3-monthly (portable RCDs – monthly)
	Equipment site offices	Yes, monthly	Yes, 6-monthly	Yes, before first use on site then yearly
Heavy industrial/high risk of equipment damage (not construction)		Yes, daily	Yes, weekly	Yes, 6–12 months
Light industrial		Yes	Yes, before initial use then 6-monthly	Yes, 6–12 months
Office information technology rarely moved, eg desktop computers, photocopiers, fax machines		No	Yes, 2–4 years	No if double insulated, otherwise up to 5 years
Double insulated  (Class II) equipment moved occasionally (not hand-held), eg fans, table lamps		No	2–4 years	No
Hand-held, double insulated  (Class II) equipment, eg some floor cleaners, some kitchen equipment		Yes	Yes, 6 months – 1 year	No
Earthed (Class I) equipment, eg electric kettles, some floor cleaners		Yes	Yes, 6 months – 1 year	Yes, 1–2 years
Cables, leads and plugs connected to Class I equipment, extension leads and battery charging equipment		Yes	Yes, 6 months – 4 years depending on type of equipment it is connected to	Yes, 1–5 years depending on the equipment it is connected to

Emergency Plans

The Health and Safety Lead is responsible for emergency plans to cover all foreseeable major incidents. In undertaking this work due regard has been given to:

The three principles of:

1. Saving lives.
2. Preventing injury.
3. Minimizing loss.

This later sequence of principles is hierarchical and determines the priorities of the school and the local emergency services, e.g., in the event of an evacuation due to a fire alarm, students leave their bags in the classroom as these can form hazards and congestion in corridors and on the stairs. The safest action for the property in the bags is clearly to allow the students to carry them but this is deemed to be subservient to the need to prevent injury.

The emergency plans have been formally agreed by the Local Governing Body and are rehearsed regularly by staff and students.

Full details of the evacuation procedures are in the Staff Handbook.

Event Safety Management

We organise a wide range of events and we understand the importance of managing the whole process. Any event that we organise will be covered by public liability insurance. Any accident or incident that has occurred during the event is to be reported to the Head Teacher. We are responsible for notifying the insurance company of any accident or incident at the earliest opportunity.

We are fully committed to ensuring the health, safety and welfare of any person attending an event. Large scale events can be particularly hazardous if not managed at the planning stage.

When planning an event, we will delegate responsibilities to the relevant persons in charge of the event.

When we are assessing event safety, we will consider firstly the suitability of the school, in particular our hall and we will consider:

- The expected turnout, the maximum capacity within the school, including how many can be seated and/or standing. Whether there are any potential places within the school that overcrowding could occur. Whether the amount of people within the school can be safely evacuated quickly in the event of an emergency.
- The types of visitor to the event. Whether wheelchair users and disabled persons are able to access the venue safely. Ensuring procedures are in place for the safe evacuation of all disabled persons. Ensuring there are welfare facilities in place for disabled persons and for baby changing.

- We will consider transport management and whether there are parking facilities available. We will consider the risks of vehicle movements and where possible incorporate a one-way system.
- Where possible we will keep vehicles and people separate. We will ensure that all work vehicles are removed from public areas, unless parked and not going to be moved when the event is in operation.
- To ensure we manage vehicles safely on-site we will implement a traffic management plan.
- Whether the event needs to be ticketed.
- How we will manage excess arrivals if tickets are purchased on the gates.

At the planning stage we will consider crowd behaviour and will assess both physical and behavioural factors. To ensure that we manage crowds safely we will review the safety lessons of previous events of similar nature or at the same venue.

We will liaise with outside organisations such as the police and emergency services where required. We will decide in advance which items are prohibited and if there are any age restrictions. Once decided this will be communicated to the relevant parties.

We will produce risk assessments for the entire event which will cover, for example, violence and aggression, child protection, compressed gases, catering safety, fire, electrical, noise levels and crowd management. The risk assessment will identify that attendees to the school will likely exit through the way they came in. We will ensure that there is clear signage and employees including contractor's direct attendees to exits to prevent everyone from exiting through one door and to maintain a flow and prevent attendees, contractors and employees from being crushed. To control and monitor the amount of people attending an event and ensure that the school's capacity is not exceeded tickets will be sold and only those who hold a ticket will be permitted to enter.

Some of our events may require us to purchase a Temporary Event Notice (TEN) if we are going to carry out a 'licensable activity' on an unlicensed premise for less than 168 hours with less than 499 attendees.

The TEN will be applied for if there is going to be:

- The sale or supply of alcohol.
- Provision of late-night refreshments (hot food or drink between 11pm and 5am).
- Regulated entertainment (e.g. music, singing, or dancing).

If we have more than 500 attendees or the event lasts longer than 168 hours, then we will ensure that we have a premises licence if we are going to carry out a 'licensable activity' on an unlicensed premise.

We will create and document an emergency plan. The plan will document what to do in the event of a fire, accident, collapse of a structure, unanticipated adverse weather conditions, terrorist threat, explosion or any other need to evacuate the premises. The emergency plan will also cover artists cancelling at short notice or the unavailability of key employees. The emergency plan that we will produce will be proportionate to the event and the level of risk presented.

When managing and planning events, we will consider the risk of a terrorist attack. As we have seen around the world several public events have been targeted by terrorist groups. Therefore, we will assess the risk and have proportionate protective security to the event. The National Counter-Terrorism Security Office has given a key message out to the public:

- "Run – To a place of safety. This is a far better option than to surrender or negotiate. If there is nowhere to go, then....
- Hide - It is better to hide than to confront. Remember to turn phones to silent and turn off vibrate. Barricade yourself in if you can. Then finally, and only when it is safe to do so.....
- Tell - the police by calling 999."

Where we think it is appropriate, we will consult with the appropriate emergency services and share our plan with them.

The emergency plan that we produce will contain details on:

- Informing and/or liaising with the emergency services.
- How to raise the alarm and informing the attendees.
- Evacuation of the premises, including disabled persons.
- Traffic management, including access routes for emergency vehicles.
- Provisions of first aid.
- Handling of casualties.
- Re-opening of the venue.
- Communication with employees and others.

To ensure that the emergency plan is sufficient we will carry out training in the form of scenarios and establish the effectiveness of the responses and highlight if we need to implement further control measures or if we have missed any key information from the plan.

To ensure that we constantly assess the whole set-up, the running of the event and the derigging of the event we will monitor each stage and complete documented checklists for our records.

Once the event has finished, we will review to determine if there are any learning points for future events and a review of any accidents or incidents that have occurred from the planning stage to the end of the event and how these can be prevented in future events.

Fatigue in the Workplace

Fatigue is more than feeling tired and drowsy. In a work context, fatigue is a state of mental and/or physical exhaustion which reduces a person's ability to perform work safely and effectively.

It can occur because of prolonged mental or physical activity, sleep loss and/or disruption of the internal body clock.

Fatigue can be caused by factors which may be work related, non-work related or a combination of both and can accumulate over time.

We have introduced 11 tips to reduce the risk of fatigue in our workplace. We will use the following tips to reduce the likelihood of fatigue becoming a health and safety concern:

- Consult our workers about issues surrounding fatigue hazards and make sure they feel comfortable to share their concerns.
- Design jobs around controlling the mental and physical demands associated with the job, ensuring adequate personnel and resources to do the job without placing excessive demands on workers.
- Placing strong importance on job rotation and task variation.
- Leave enough time between tasks for workers to have the rest time they require to recuperate before their next task.
- Consider our workers' working environment, e.g. extreme temperatures, shelter for those outdoors, facilities, lighting etc.
- Educate our workers on fatigue management.
- Allow our workers sufficient rest periods and breaks during their shifts.
- Take an active role in encouraging our workers to take annual leave rather than accumulate it. Reminding them that leave is an important time to recuperate from stress and fatigue.
- Ensuring adequate amenities are provided, e.g. plenty of water is available.
- Ensuring our workers feel able to take advantage of their sick leave entitlement when they need it. (We will not create a workplace where our workers feel the need to attend work when they are ill. A worker believing the workplace cannot function without them or that their job is at risk if they do not attend can cause this.
- We will design work to reduce/avoid overtime or encouraging extended hours.

Once we have identified high-risk workers and implemented measures to reduce the risk. We will monitor and supervise as appropriate. We will remain vigilant over our workplace and our workers and try to pick up on signs that a worker's performance may not be at its peak.

Fire Safety

Fire causes a significant risk to us and all the persons affected by our activities. We acknowledge our duties as described by the Regulatory Reform Fire Safety Order and intend to fully comply with our duties.

Our fire risk is continually assessed, and a formal review arranged and documented at least annually. A Fire Risk Assessment is completed for each work area and fire training will be undertaken by all employees.

We will ensure that fire procedures are documented for each activity location and explained to employees.

Action will be taken to address the outcome and recommendations made because of any formal assessment. We will reduce the level of risk to prevent any likelihood of a fire occurring or harm to anyone because of a fire starting.

All employees have a duty to prevent fire. Information and training will be provided to help employees understand fire safety precautions and our procedures.

Designated employees have been assigned duties to help manage our fire safety arrangements. Our aim is to:

- Maintain good standards of housekeeping to minimise fire risk.
- Provide fire safety training for employees.
- Provide adequate and suitable fire information for visitors.
- Provide and maintain a suitable means of detection.
- Provide and maintain a suitable means of alarm system.
- Establish fire and emergency fire evacuation instructions and communicate these to employees and others and display instructions in suitable locations.
- Designate fire escape routes and exits.
- Identify a suitable location for assembly following evacuation.
- Provide and maintain suitable portable firefighting equipment.
- Keep records of inspections, tests, maintenance, evacuation drills and any other key fire safety issues applicable to us.
- Ensure visitors are informed of our fire safety arrangements.
- Take into consideration the risk from and to other businesses adjacent to our building or place of work and consult with such persons to reduce risk.

Our procedures take into consideration the needs of persons with disabilities, impaired senses or people unfamiliar with the layout of our building.

We have responsibilities for fire safety and are responsible for ensuring any points identified because of completing the fire risk assessment are addressed. Our fire safety policy is prepared to ensure the safety of anyone at our premises.

The Regulatory Reform Fire Safety Order places specific duties on us. In the interest of fire safety, we must comply with our duties.

We will ensure our fire safety information is brought to the attention and observed by employees, contractors and visitors. Every employee is to participate in fire safety training.

We rely on employees to help maintain our fire safety standards. Employees are to report any unsafe condition or damaged/missing equipment.

Our fire safety arrangements are continuously assessed to ensure these are satisfactory. Anything likely to have an adverse effect on our fire safety arrangements are to be reported and/or rectified immediately.

Automatic Fire Detection – (AFD)

The purpose of an audible alarm system is to warn all the occupants of a potential fire emergency. The simplest type of alarm is a shout, whistle or bell which is easy to arrange and low cost. The serious limitations of this are that it only works when someone is there to operate it, the alarm is only heard locally and the bell or whistle can be lost or removed.

The best alarm systems that can be designed and installed have:

- An electrical supply, independent of the building.
- A battery back up on a trickle charge from the mains.
- Hard wired cables protected from heat and potential damage.
- Call points to operate the alarm (red break glass boxes).
- An audible and visual signal, distinctive from any other sound in the building.
- A central panel or indicator board.

To classify the system as an automatic fire detection system it requires smoke or heat detectors that activate the system independently of people using the manual call points, providing the most reliable and earliest warning of a fire emergency to enable safe evacuation and to limit property damage.

The type of detector used is extremely significant and employees are to take advice from a competent person, usually the alarm installer who will follow and interpret the main guidance as set out in the guidance document 'BS5839'. This will usually be a combination of different types of smoke and heat detectors.

The number, type and positioning of detectors as well as the number and location of sounders, how loud they must be and how far apart they are all prescribed in the guidance.

We will consider additional sounders, strobe lights or vibrating alarms if we are responsible for permanent employees or vulnerable people who may not be notified by the existing alarms. If we receive visitors who have a disability we will make provision for their safe evacuation in an emergency. This could involve for example a pendent alarm or a buddy system.

Automatic systems are installed where the fire detection system is intended to protect life. This system is categorised as type 'L' and graded L1-5, L1 being total coverage in all parts of the building. An automatic system that is designed to protect property is categorised as type 'P' and is rated P1-2. The system will be clearly identified and be suitable for the type of operation we have. The best advice is to consult our alarm installer to ensure this is achieved and we will comply with all aspects of the guidance document 'BS5839' which governs alarm installations.

Our system will be zoned and employees will be trained to recognise the difference between and the importance of fire zones. Dividing the building into zones aids the quick identification of a fire and although these will follow compartment walls they may not have to be in line with the physical features of the building. There is a map of the zones by the fire panel to help identify each area quickly and easily.

We have a single-stage alarm system which means that the system will activate the whole school as soon as a fire is detected. Fire training will reflect the type of alarm

system we have and all employees will be trained to react in accordance with the type of alarm system we have installed.

False alarms influence how people behave and react to alarms and can pose a significant problem for wardens and those managing fire safety arrangements. All false alarms will be investigated and recorded. Common causes can be:

- Insects.
- Steam.
- Cooking.
- Dust.
- Hot work.
- Smoking.

If alarms are continually activated, then we will consult with our alarm company to decide what action to take, including changing the type of detectors. The Fire and Rescue service can act against us if multiple alarm calls are answered and of course may cause the delay of the service to a real emergency elsewhere.

The testing of all parts of the AFD system is a legal requirement and requires a planned and preventative maintenance schedule. If the system is directly connected to an alarm service or centre, then the testing sequence will be documented and employees are required to undergo training. This includes isolating the system or taking it 'off-line' for the duration of the test and reactivating it after the test is completed.

A suitable schedule of testing and maintenance includes.

Daily Inspection
Checking the fire panel is in normal operation
Ensuring there is a monitored direct line
Weekly Inspection
Activating system from a call point in rotation (testing each unit over 13 weeks)
Recording the activation in the fire log
Visually inspecting the batteries
Quarterly Inspection – Usually by Service Engineer
Signing off any defects, checking the batteries and connections
If applicable testing secondary batteries
Checking alarm functions and control panel
Checking all call points and detector positions are unobstructed and unaffected by structural changes
Annual Inspection – By Qualified Person
Repeating all quarterly tests
Operating each detector
Visually checking the cables and fittings
Three Yearly
Ensuring a service test is undertaken with regards to the regulations for Electrical Installations
Following A Fire
Testing each detector that may have been affected by the fire

All these events will be recorded in the fire log.

Smoke Vents - although not part of the alarm system they are connected to the alarm activation and require servicing and checking on a regular basis.

First Aid

First aid at work covers the arrangements that need to be made to ensure the initial management of any injury or illness suffered at work. It does not include giving tablets or medicines to treat illness. The regulations do not prevent persons that are specially trained to act beyond the initial management stage from doing so.

We will provide or ensure that they are provided; such equipment and facilities that are adequate and appropriate in the circumstances for enabling first aid to be rendered to our employees if they are injured or become ill at work.

We will also provide, or ensure that there is provided, such number of suitable persons as is adequate and appropriate in the circumstances for rendering first aid to our employees if they are injured or become ill at work. Such persons shall be deemed able to deliver first aid if they have undergone training, including any additional training where deemed appropriate.

Provision will also be made for appointing a person to take charge of any situation should the trained person be absent for any period.

To provide a suitable level of first aid we will:

- Nominate an employee to manage our first aid arrangements.
- Nominate and train appointed persons.
- Nominate and train sufficient persons to ensure employees receive immediate first aid attention: and / or
- Liaise with others to ensure first aid cover is available and provided by suitably qualified persons.
- Identify suitable facilities to administer first aid.
- Provide adequate and appropriate first aid equipment.
- Display notices providing information regarding first aid including where and how to obtain help.

We will assess first aid needs appropriate to the circumstances. The assessments will consider the following factors:

- The hazards and risks associated with the work. This is available from the general and specific assessments required under other health and safety regulations. Different work areas within any undertaking that may require separate assessments if the work activities vary significantly between the areas.
- The size and nature of the workforce. i.e. the number of employees, employment of young persons, disabled employees, etc.
- Accident statistics and trends. This information will be obtained from records, such as the accident book, Accident/incident report forms and records of accidents reported under the Reporting of Injuries, Diseases and Dangerous Occurrences Regulations.

- The distribution of the workforce. i.e. the size of the premises; accessibility to external emergency facilities and services.
- Contingency arrangements for covering planned and unplanned absences of trained and/or designated first-aid personnel.
- Any trainees counted as employees under the Health and Safety (Training for Employment) Regulations.

We will ensure that adequate provision is made to cover both planned and unplanned absences of first aiders. We will ensure that any trainees are considered as part of their assessment.

All first aid containers will be clearly marked with a white cross on a green background. They will contain suitable first aid materials, in sufficient quantities and nothing else. For most applications, sufficient quantities may be considered as:

- A general guidance card on first aid.
- Twenty individually wrapped sterile adhesive dressings (assorted sizes) appropriate for the environment. This may include detectable dressings for the food industry.
- Two sterile eye pads, with attachments.
- Four individually wrapped triangular bandages (preferably sterile).
- Six safety pins.
- Six medium sized individually wrapped sterile un-medicated wound dressings (approx. 12cm x 12cm).
- Two large sterile individually wrapped un-medicated wound dressings (approx. 18cm x 18cm).
- One pair of disposable gloves.

Suggested Numbers of First Aiders (HSE Guidance)

Early Years	<p>At least one person who has a current paediatric first aid (PFA) certificate must be on the premises and available at all times when children are present and must accompany children on outings.</p> <p>Any person who may be in sole charge of the children for any period of time is to hold a full current PFA certificate.</p> <p>The PFA training will be renewed every three years and be relevant for workers caring for young children and where relevant, babies.</p> <p>All newly qualified level 2 and level 3 staff must have either a full paediatric first aid certificate or an emergency paediatric first aid certificate to count in the required staff to child ratios.</p>
-------------	--

Category of Risk	Number of employees at any location	Suggested number of first aid personnel
Lower Risk	Fewer Than 50	At least 1 appointed person

	50 – 100	At least 1 first aider
	More than 100	1 additional first aider for every 100 employed
Medium Risk	Fewer than 20	At least 1 appointed person
	20 - 100	At least 1 first aider for every 50 employed (or part thereof)
	More than 100	1 additional first aider for every 100 employed
Higher Risk	Fewer than 5	At least 1 appointed person
	5 – 50	At least 1 first aider
	More than 50	1 additional first aider for every 50 employed
	Where there are hazards for which additional first aid skills are necessary	In addition, at least 1 first aider trained in the specific emergency action

Appointed Persons

Where our assessment identifies that a first aider is not necessary we will adopt the minimum requirement to appoint a person to take charge of the first aid arrangements, including looking after the equipment, facilities, securing the scene where appropriate and calling the emergency services when required.

The employee(s) nominated for management of our first aid arrangements are to ensure that:

- All facilities are clean.
- Items are well stocked.
- No equipment has passed its "use by" date.
- The accident book is kept up to date and is available.

Provision of First Aid

1. The arrangements for first-aid provision will be adequate to cope with all foreseeable major incidents.
2. Incidents will be dealt with in the House Offices or Front office and appropriate action taken. Any cuts and abrasions must be dealt with in accordance with the 'HIV preventative protocol'.
3. A record must be made of all incidents which require first aid to be administered to a member of staff, student or other person - either on these premises or engaged in activities sponsored by the school (including visits). This applies to every case where first aid is given whether from a remote first aid location.
4. Adequate and appropriate first-aid provision will form part of the arrangements for all out of school activities. All groups will have a qualified first aider with them and so the first aid pack will be comprehensively stocked.
5. The number of certificated first-aiders will always be at least that number required by law. All such staff will be trained in first-aid to a basic, minimum level of competence.

The names of the school's qualified First Aiders are displayed on the notice board in the staff room, school office and the House Offices.

First Aid supplies are kept in the Osprey Office and it is the responsibility of the Senior First Aider to ensure that stocks of supplies are kept up to date.

All staff must be familiar with the school arrangements for First Aid.

First Aid – Mental Health

Mental health first aid is a training programme that teaches people, how to help a person developing a mental health problem (including a substance use problem), experiencing a worsening of an existing mental health problem or in a mental health crisis. Like traditional first aid, mental health first aid does not teach people to treat or diagnose mental health or substance use conditions. Instead, the training teaches people how to offer initial support until appropriate professional help is received or until the crisis resolves. While first aid for physical health crises is a familiar notion in developed countries, conventional first aid training has not generally incorporated mental health problems.

Mental health first aid was developed and launched under the Department of Health: National Institute for Mental Health in England as part of a national approach to improving public mental health.

We can play a key role in improving mental health wellbeing in our workplace. Mental health problems affect one in four people at some point in their life. For example, mental health problems account for around 30 percent of sickness absence in the NHS so we need to be aware of the different types of problems and how to deal with them.

While mental health can seem like a difficult topic to tackle, we do not need to be an expert in mental health to help others. We do, however, need to understand how to support our employees and have open constructive conversations with them.

This is where practical training can help.

Like a person's physical health struggles, mental health problems can also fluctuate so what may be minor one day could be a major problem the next day.

Our reaction should first be to listen and give them the information and support they need to plan and manage their work. We will support mental wellbeing in by:

- Encouraging open and honest communication.
- Monitoring workloads.
- Giving control over work, where possible.
- Keeping people informed of upcoming organisational or team changes.
- Knowing reasonable adjustment and phased return options.

Mental Health can be a real off-limits subject as it is sometimes seen as a challenging issue to talk about, but we do not need to be an authority on mental health to support people. However, we do have a key role to play in improving mental wellbeing.

Having open and honest conversations with people about their mental health, providing support and creating a culture of positive mental wellbeing in the team can make a big difference to how people are able to manage stress and other mental health problems.

Mental health can vary along a spectrum in a similar manner that physical health can and there are probably times when it is better than others. Mental health problems are to be supported in the same honest and consistent way that physical health problems are.

Sometimes, mental health conditions can be regarded as a disability, however it is not always black and white as to what does and does not fall into the definition of "disability". We will seek further guidance from the relevant bodies depending on the specifics of each individual case. If the mental health condition is likely to be regarded as a disability, then keeping in line with the legal requirements set out in the Equality Act which includes making reasonable adjustments where appropriate.

Reasonable adjustments will be made to enable employees to remain at work, or, if they are off sick, to return to work.

Reasonable adjustments will be made to help an employee to remain at work instead of taking sickness absence or return to work earlier after a period of absence.

We will need to work with the relevant bodies and the employee to discuss possible and practical adjustments, which could include allowing time for medical appointments, reduced or modified duties, extra training or modified equipment. Where applicable, we may also consider phased return, part time working and extra support for the first few weeks our employee is back at work.

We will discuss any adjustments fully with the employee to see if it is suitable and would enable them to do the tasks and functions they have agreed to without exacerbating their health complaint. We will approach all our employees in the same way and discuss adjustments openly.

Other points we will bear in mind may include:

- Carrying out risk assessments for the employees' work areas.
- Altering the job to remove the most physically (or mentally) demanding work until the employee is completely assimilated back into the workplace.
- Providing access to occupational health, counselling or physiotherapy.
- The effect on the employees' pay.
- Arranging extra support in the first few weeks back.

We remember that it is important that we obtain advice from the relevant bodies when determining whether any reasonable adjustments or modifications can be made to our existing workplace and/or duties.

A risk assessment and its subsequent control measures will be carried out as appropriate. Some examples include:

- Allowing an employee time off to attend medical appointments, as we are all probably aware, these appointments can sometimes take up a significant part of the working day and this in itself can be stressful.
- Modifying or adapting a job description to take away tasks that cause difficulty.
- Offering flexibility in working hours/patterns, i.e. reduced hours, working from home or a phased return. Taking away the pressure of "rush hour" traffic could be beneficial.
- Transfer of workplace.
- Acquiring or modifying equipment and ensuring suitable access to premises for people using wheelchairs or crutches, providing travel to and from the workplace or giving access to on-site parking.
- Social or cognitive support.
- Extra training and refresher courses.
- Providing support to overcome barriers to returning to work.

The Health Safety Executive suggests that the following work adjustments can be made to assist an employee's return to work:

- Providing new or modified equipment and tools, including IT, modified keyboards.
- Modifying workstations, furniture, movement patterns.
- Modifying instructions and manuals.
- Modifying work patterns or management systems and style to reduce pressure and giving the employee more control.
- Modifying procedures for testing, assessment and appraisal.
- Providing the employee with a mentor or 'buddy' while they regain confidence in the workplace.
- Providing supervision.
- Reallocating work within the team.
- Providing alternative work.

Mental health problems cover a range of conditions, including depression, anxiety, panic attacks, obsessive compulsive disorder, phobias, bipolar disorder (manic depression), schizophrenia, personality disorders and psychosis.

Food Hygiene

We have a legal duty under food safety legislation to ensure that the food we are serving is always safe to eat. We have in place a Food Safety Management System to help us maintain high standards of food safety and our duty to comply with legislation.

Employees are expected to understand their responsibilities and follow procedures that we have devised to meet our statutory duties. All employees involved with the handling and preparation of food will receive food safety training appropriate to their role. When employees have been trained we will ensure that we arrange for refresher training when their food hygiene certificate has expired.

Personal hygiene is important, we will keep our food safe for consumption and free from bacteria. We request that employees:

- Report any illness.

- Keep their hands and fingernails clean. Not wear nail polish.
- Remove items of jewellery when preparing food including watches.
- Wear protective clothing and headgear.
- Tie long hair back.
- Cover cuts, broken skin etc. with blue plasters.

Employment of good practice is essential to help prove due diligence. We will prevent food becoming contaminated. The following are examples of what we must look out for to prevent debris entering the food causing the food to become spoilt.

We will ensure that:

- Machine parts, insects from fly zappers, surfaces, ceiling or wall coverings do not enter food.
- Food is stored in suitable containers.
- Cold storage facilities maintain the correct temperatures.
- Cleaning detergents and other chemicals are kept away from food.

Employees who are responsible for purchases will ensure that food is received from only reputable sources. Deliveries will be arranged where possible to arrive at a convenient time.

We will consider the following:

- All goods will be inspected before accepting the delivery. We will examine goods or samples for broken or damaged packaging, spoiling, best before/use by dates etc.
- Goods will not remain unattended for lengthy periods; they will be stored correctly at the earliest opportunity.
- Chilled goods will be stored in transit at the correct temperature to avoid spoiling.
- All orders involving chilled foods will be checked.
- Request a temperature confirmation receipt from the driver and retain this for due diligence records.
- Store immediately in suitable fridges or freezers.

Foods will be stored correctly and storage standards and facilities maintained to avoid spoilage and unnecessary waste. Dry goods will be stored off the floor and in sealed containers.

Chilled food will remain chilled until ready for use. Periodic temperature checks will be taken and recorded to confirm fridges and freezers are maintaining the desired temperatures (below 5°C for fridges and -18°C or below for freezers).

It is important that stock is rotated to avoid spoilage and waste. We have in place a reliable system to manage stock. Employees are to understand our stock rotation system and follow our procedures.

All food is to be prepared using best practice, procedures, policies and controls. Our standards are to be continuously monitored. Anyone preparing food is to be

competent or under strict supervision of a competent person. The HACCP principles is always to be applied and followed.

Bacteria multiply and spread between temperatures of 5-63°C, this is classed as the 'danger zone'. We adopt good food safety practices to avoid accumulation of bacteria.

Knives and other kitchen equipment have the potential to cause cuts, lacerations, burns and other injuries. It is important that employees take charge of and use equipment correctly and responsibly. Employees will receive training on how to use kitchen equipment. Employees must not use any machine or equipment until training has been provided and this training has been recorded.

We have a duty to provide safe wholesome food. Some of our consumers may suffer allergies. To prevent the risk of a consumer suffering an allergic reaction we will ensure that we have clear written information available to all employees to identify which food stuffs contain the 14 allergens listed in the EU Food Information for Consumers Regulations. To reduce the risk of cross contamination with food preparation and serving, all employees are instructed to follow the documented procedures stated with the HACCP as anaphylaxis can be fatal. If they do not understand they must ask.

Cleanliness is an essential part in helping us to ensure food is safe for consumption. We have devised cleaning schedules to cover all aspects of cleaning. This includes:

- Information of what is to be cleaned.
- Details of methods, equipment and detergents to be used with appropriate cleaning materials.
- The recommended frequency for cleaning.
- Safety precautions.

All employees are to maintain good hygiene standards to prevent pests and we will maintain the premises in good repair and condition to prevent the entry of pests.

All stock is to be regularly rotated and any food that is no longer fit for consumption is to be disposed of correctly to prevent pest activity. Any spilled liquids or food debris is to be cleaned up immediately.

Gas

We acknowledge our duties as explained by the Gas Safety (Installation and Use) Regulations and the Provision and Use of Work Equipment Regulations and intend to satisfy all statutory duties placed on us to ensure the health and safety of our employees, children and others when gas is used. Faulty gas appliances, pipes or fittings have the potential to cause fire or explosion. Poorly maintained equipment can cause harmful fumes with the potential to kill.

We aim to comply with these regulations by adopting the following procedures:

- Any gas fittings, pipework, appliances etc. will be installed or modified by a Gas Safe Registered engineer only.

- We will periodically monitor our workplace to ensure there are no visible signs of damage to gas pipework, fitting or appliances.
- If any employee smells gas or detects a leaking pipe they are to report this to enable us to rectify any fault and eliminate any risk.
- We will ensure that all gas pipework, appliances and fittings are inspected and tested at a frequency of no greater than every 12 months by a Gas Safe Registered Engineer.
- We will ensure that appliances are fitted are well ventilated.

We will ensure that Gas Safe Engineers hold valid credentials; these are to be verified prior to work commencing. Any documentation and certificates issued will reflect work completed and retained for at least 2 years.

ACTION IN THE EVENT OF AN EMERGENCY

If an employee thinks they smell gas:

- Do not panic.
- Do not turn electric appliances or switches on or off.
- Do not smoke.
- Do not use naked flames.
- Do turn off the gas supply to the meter.
- Do open doors and windows to get rid of the gas.

CALL THE GAS EMERGENCY NUMBER 0800 111 999

IF IN DOUBT, EVACUATE

Hazardous Substances

A hazardous substance can present itself as a liquid, dust, fume, gas, powder, solid or as a bacteria, virus or bodily fluid. Injury or ill health can be caused through substances absorbed through skin or eyes, ingestion, inhalation or skin puncture.

The Control of Substances Hazardous to Health (COSHH) Regulations requires that we assess and control exposure to hazardous substances.

We acknowledge our duty and will assess the risk from exposure to employees or other persons to substances we use, store or create.

We will do this by adopting the following course of action:

- Maintain a hazardous substances inventory sheet.
- Evaluate the risk to health of each substance.
- Decide what precautions are required to be implemented.
- Record assessments.
- Provide information and training to those who are or may be at risk.
- Decide when the assessment needs to be reviewed.

When completing the risk assessment of the substance we will consider:

- The number of people affected.
- The risk to health, especially considering pregnant and young persons.
- How to prevent exposure.
- How to reduce the frequency or duration of exposure.
- What other steps might be required to achieve a suitable control of exposure – e.g. information, instruction, training, personal protective equipment.

For man-made substances, the material safety data sheets (MSDS) will be filed with the hazardous substances inventory sheet and used to complete the risk assessments. For other substances, such as bodily fluids, viruses, bacteria and dusts more detailed assessments or monitoring techniques may be required to establish the level of risk.

Some substances present a low risk if used in isolation, however if combined with other substances they can create a significant hazard. Employees are to read and understand safety information provided on the product packaging and on the material safety data sheet.

We will ensure that anyone required to undertake assessments receives suitable training and instruction and has been deemed to be competent. In certain circumstances, the risk assessment may determine that employees require expert advice and monitoring. This may include:

- Sampling or personal monitoring to determine air quality.
- Health surveillance to establish any effects on personal health.
- Engineering controls such as ventilation systems.

Wherever this is the case, a policy and procedure will be prepared and communicated to those involved.

The assessments will be reviewed regularly, the intervals between reviews will be commensurate with the potential for harm, e.g. less harmful products will be subject to a formal assessment every 2 years, others more often. Records connected with ill-health will be kept for 40 years.

Following a standard hierarchy approach to control measures, personal protective equipment (PPE) will only be used as a last resort or as a back-up measure during testing or modification of other controls. Where it is used as a control measure – the type, design and the necessary standards will be recorded in an assessment.

Where we engage contractors, similar approaches to assessment and control of exposure will be expected, for example cleaners using their own chemicals are to be responsible for completing their own risk assessments and arranging for safe storage of any chemicals left within our premises.

Storage locations for hazardous substances will be suitable and information on safe storage obtained from the data sheet. Typically, chemicals will be kept with consideration to ventilation, temperature, spillage, security arrangements, away from food production and product and unauthorised persons.

Those using hazardous substances are to be familiar with the symbols used to identify the types of hazards associated with the products. Some substances can cause serious skin problems – such as dermatitis. These are always to be reported and investigated and may be reportable as occupational diseases under the Reporting of Injuries, Diseases and Dangerous Occurrences Regulations.

Substances are never to be decanted into unmarked containers and they should be stored with suitable caps and lids.

Further information can be found on the HSE website or in 'COSHH Essentials' – INDG136.

Hazardous Waste

We acknowledge our duty with regards to hazardous waste.

It is our responsibility to manage hazardous waste and safely dispose of waste materials and products. We have a duty to control the method of disposal used so that persons who might be affected are not at risk to their health, safety or welfare. We have a 'duty of care' responsibility to ensure that the hazardous waste that we produce does not have a negative impact on human health and the environment.

To comply with our duties, we will:

- Ensure that waste removal is collected by a registered waste carrier.
- Assess the risks to persons from the handling and disposal of waste.
- Monitor and control the disposal of waste, both hazardous and non-hazardous wastes to minimise the risk posed.
- Classify the waste that we produce by identifying the codes in the List of Wastes Regulations.
- Continuously monitor our arrangements and facilities to ensure that we continue to protect health and safety.
- Ensure that risk assessments are undertaken by someone who has been trained and deemed competent to do so.
- Review risk assessments periodically.
- Develop and implement control measures, procedures and safe systems of work.
- Organise team meetings to discuss the provisions around the storage and handling of hazardous waste.
- Provide training to employees and all training given recorded and refreshed, as necessary.
- Ensure that the safest means of disposal is used to protect the environment.
- Ensure that when hazardous waste is removed it is accompanied by a consignment note which is prepared before the waste is removed. The form is available from the Environment Agency.
- Provide the necessary personal protective equipment to prevent the risk of absorption through, skin or eyes, ingestion, inhalation or skin puncture.

To protect those who may be exposed to hazardous waste we will carry out COSHH risk assessments and obtain material safety data sheets to enable us to administer first aid provision in the likelihood of an accident or incident arising. To do this we will:

- Identify hazardous waste that we create.
- Assess the hazards that the hazardous waste may present.
- Determine the nature of the hazardous waste whether it is a chemical substance, biological agent, sharp, heavy or flammable.
- We will assess how the hazardous waste is stored and moved around and kept separate from non-hazardous waste.
- Identify persons who will work with the hazardous waste and to prevent unauthorised persons having access to the waste.

To ensure that we protect persons from the hazards arising from the hazardous waste we will:

- Carry out risk assessments for hazards that have been identified.
- Discuss the hazards identified and implement their feedback into the development and implementation of risk assessments, safe systems of work and procedures.

Health Surveillance

We acknowledge that some of our activities have the potential to cause work-related illnesses. Therefore, we will take all reasonable steps to monitor our employees' health. The aim will be to detect early signs of the onset of work-related illnesses so that suitable actions can be taken to prevent illnesses developing. All employees will be requested to complete a medical questionnaire upon employment with us.

The steps that we will take to control the risk of employees developing work-related ill health are described below:

We will give sufficient information, instruction and training to ensure full understanding of the hazards to health posed by the identified activities and the importance of the control measures provided. Information will also be given to others who may be affected, such as temporary employees and contractors.

We will engage the services of a competent occupational health service provider to give advice and guidance in health surveillance where necessary. The service provider will carry out regular health examinations of employees and give guidance upon symptoms to be watched for so that any industrial illness can be identified at an early stage and steps taken to cure the condition or prevent it getting worse.

We have a continuous role throughout the health surveillance process to ensure that we protect people who may be affected by our work activities.

Hot Water and Surface Temperature

We have a duty to protect people from the exposure of burns and scalds caused by hot water. Contact with hot water and with hot radiators or heating pipes pose a risk to our personnel and others.

Water which is supplied at a temperature above 43°C may cause heat injuries. The higher the temperature, the shorter the time this will take. At or below 43°C the risk of burning or scalding is substantially reduced.

Risks from the use of sinks or basins are less but measures to avoid scalding is still required in certain cases.

We will ensure that all training and supervision is given to ensure that they have a thorough understanding of the risks involved and what steps are required to control those risks. Trained employees are to use a thermometer to periodically check the temperature of the water. Records will be kept.

Where there are heated surfaces such as radiators or heating pipes in the vicinity, burning, due to contact with these surfaces, poses an additional risk.

As part of controlling the risk of burning, where the radiators surface is accessible we will reduce the surface temperature to below 43°C, or we will provide guards to the radiators.

Infection Control

Information is given to employees on how to prevent the spread of infection if individual cases occur. Most of the diseases listed will have been diagnosed by a doctor who will be the source of advice on treatment of the individual's illness.

The Head Teacher will ensure that records of any person suffering from any infectious disease are held. We will remind the affected person together with their doctor of the duty to notify the diseases listed and are to contact the Consultant for Communicable Disease Control by telephone to alert him or her to the occurrence of a case of any notifiable disease.

Whenever an outbreak of any infectious disease is suspected, the Head Teacher will contact the CCDC (Consultant for Communicable Disease Control).

Because of the widespread concern and lack of knowledge on this issue amongst employees, MRSA will be discussed separately here.

Methicillin Resistant Staphylococcus Aureus (MRSA)

Staphylococcus Aureus is an organism which one third of the population carry on their skin or in their nose without any associated problems. The organism can, however, cause infections of various kinds; many such infections are not serious and are easily treated, but in certain vulnerable individuals more serious infections can be caused. Some strains of *Staphylococcus Aureus* are resistant to many of the antibiotics used in the treatment of infections: these are called Methicillin Resistant Staphylococcus Aureus (MRSA) also known as a "superbug".

About 80% of people who acquire MRSA carry it harmlessly and do not develop any infection. These people are colonised, not infected with the organism. The types of infection which can occur are the same as with another *Staph. Aureus*, usually trivial skin infections, but occasionally more serious deeper infections. MRSA is not more

likely to cause infection than another *Staph. Aureus* and treatment is available for any infection it does cause.

Increasingly, people are being discharged into the community having acquired MRSA in hospital.

MRSA lives harmlessly on the skin of around 1 in 30 people – usually in the nose, armpits, groin or buttocks. This is known as "colonisation" or "carrying" MRSA.

MRSA can get on the skin by:

- Touching someone who has it.
- Sharing materials such as clothes with someone who has MRSA on their skin.
- Touching surfaces or objects that have MRSA on them.

Getting MRSA on the skin would not make a person ill, and it may go away in a few hours, days, weeks or months without it being noticed. But it could cause an infection if it gets deeper into the body.

Healthy people (including children and pregnant women) are not usually at risk of MRSA infections.

Having MRSA on your skin does not cause any symptoms and does not make a person ill. A person would not usually know if they have it unless they have a screening test undertaken.

If MRSA gets deeper into the skin, it can cause:

- Redness.
- Swelling.
- Warmth.
- Pain.
- Puss.

If it gets further into the body, it can also cause:

- A high temperature of 38C (100.4F) or above.
- Chills.
- Aches and pains.
- Dizziness.
- Confusion.

Employees must inform the Head Teacher or the person appointed on their behalf if they get these symptoms and are instructed to call their GP or NHS 111.

Diarrhoea in children is common and does not always have an infectious origin.

However, all cases should be taken seriously and presumed to be infectious until otherwise advised.

The employee or child will be sent home immediately and not permitted to attend the school for 48 hours after any symptoms.

If more than two cases which are suspected or known to be infectious occur within a few days, the CCDC should be notified.

Children who are vomiting should be kept in an area away from other children until collected by their parent or guardian. Most acute diarrhoeal infection is caused by viruses and is short lived. These viruses are airborne and can be spread rapidly.

International Travel

If an employee's job requires you to travel overseas, then both them and us will follow some basic precautions and ensure that the trip is properly organised. Travel outside of the European Union is likely to require more research and planning depending on where employees are going and what you are doing. Issues to consider include.

- Health care – inoculations and medical advice before employees travel and how to access to services abroad.
- Communication – access to support and assistance in different time zones.
- Personal safety – lone travelling, lone working, local knowledge.
- Local emergencies – both natural and political, again depending on your destination.

The Foreign Office offer detailed advice for overseas travellers on everything from entry requirements to local customs and terrorism threats and employees are to consult their website for information on the country of destination.

Knife Safety

We recognise that inappropriate use and storage of knives can present hazards and risks to all persons using them. We will therefore introduce controls to ensure that the risks associated with the use of the knives are minimised.

To ensure that we manage knife safety we will:

- Identify trained employees who are authorised to use knives.
- Provide knives for authorised employees which are suitable and safe for the tasks intended.
- Provide suitable storage facilities for knives to ensure that they remain safe when not in use.
- Provide employees with the means to maintain their knives in a good, safe condition.
- Arrange for the maintenance of knives where this cannot be undertaken by the authorised employee.
- Provide personal protective equipment where a risk assessment concludes that personal protective equipment is required.
- Ensure all personal protective equipment adequately protects the individual from the hazard, fits properly and is as comfortable as possible.

- Provide personal protective equipment that conforms to relevant standards.
- Provide employees using personal protective equipment with relevant information and training.
- Supervise and monitor employees to ensure the personal protective equipment is being used correctly.
- Keep a record of all personal protective equipment issued.
- Discipline employees who repeatedly refuse to use personal protective equipment in the correct way.

Ladders

We will ensure that only employees trained in the use of ladders and steps can use them and that all ladders and steps are regularly inspected.

All ladders and steps in use or belonging to us will be inspected for safety on an annual basis. Any equipment that does not meet the standard required to maintain safety is to be either repaired and tested or discarded.

The colour coding is as follows: -

- Blue - Industrial
- Green - Commercial
- Red - Domestic

Training and supervision is given and records of this training and supervision will be maintained.

The training will include a demonstration of correct use of ladders and steps and cover the following points:

- Use of the correct type and height of ladder or steps.
- Placement of the ladder or steps on a safe, non-slip and level base and for ladders with the upper part of the ladder resting against a firm surface.
- Rungs/steps should be in good condition, clean and strong enough to bear the weight.
- Type of suitable footwear, which is to be worn.
- When to ask for assistance to 'foot' or hold the ladder or steps.
- Storage and handling: ladders and steps will be stored securely to avoid them falling on people or obstructing walkways or exits.

Before using steps or ladders employees are to inform us if they have:

- Any problems or worries that they may have about using either steps or ladders.
- Any medical problems or conditions that may affect their safe use of steps or ladders.
- Any history of accidents when using steps or ladders.
- Any doubts that they have regarding the condition or use of steps or ladders.

Legionella Management

We are responsible for the implemented arrangements to prevent the growth of legionella bacteria in water systems in accordance with the HSE's 'Approved Code of

Practice (L8) – Legionnaires Disease: The Control of Legionella Bacteria in Water Systems’ and ‘HSG274 Legionnaire’s disease: Technical guidance’ and Health Technical Memorandum 04-01: The Control of Legionella, Hygiene, “Safe” Hot Water, Cold Water and Drinking Water Systems.

These arrangements include:

- The assessment of Legionnaires’ disease risk and preparation of a scheme for preventing or controlling the risk, conducted by a competent contractor.
- The appointment of a designated individual as the ‘responsible person’ with authority and responsibility for day to day implementation of the universal precautions and testing specified in the HSE’s ACoP and any precautions specified in the risk assessment.
- The maintenance of records of all applicable maintenance and testing together with a copy of the risk assessment and details of the competent person who conducted it.
- Monitoring by a designated employee to check the records and confirm that the precautions have been implemented.

All plumbing alterations are carried out by trained plumbers to ensure compliance with water regulations and byelaws.

Leptospirosis (Weil’s Disease)

We have a duty to protect the safety, health and welfare of our employees and others who may be affected by our work activities from the risk of leptospirosis infection.

There are two types of leptospirosis infections that can affect people within the UK:

Weil’s disease – a serious and potentially fatal infection that is transmitted to humans by contact with urine from infected rats.

Hardjo – a form of leptospirosis – transmitted from cattle to humans.

The symptoms for both diseases start with an Influenza-like illness with a persistent and severe headache and possibly chills. Later symptoms can lead to vomiting, muscle pains and ultimately to jaundice, meningitis and kidney failure. In rare cases the disease can be fatal. People are at risk if as part of their work they are likely to encounter rat or cattle urine or foetal fluids from cattle.

The bacteria can enter through the body through cuts and scratches and through the lining of the mouth, throat and eyes after contact with urine or contaminated water such as that in sewers, ditches, drains, ponds and slow flowing rivers and water ways.

The following protocols will help prevent infection:

- Not encouraging rats by disposing of all of our rubbish correctly.
- Not handling the carcasses of deceased rats without unprotected hands, whenever possible using a shovel or other tool.

- Avoiding inadvertent entry or immersion into water that could be infected – If this happens or ingestion of any water they suspect it is infected, they are instructed to see a doctor as a matter of urgency.
- Washing cuts and grazes immediately with soap and running water and covering all cuts and broken skin with waterproof plasters both before and during work.
- Wearing the protective equipment employees are provided with.
- During work avoid rubbing the nose, mouth or eyes.
- Washing hands, forearms and all other exposed areas of skin thoroughly after completion of the task(s).
- Washing before eating and smoking and after handling contaminated clothing.
- Removing any wet protective clothing as soon as is possible.

Employees should:

- Report any illness to their doctor.
- Informing their doctor about their work. Leptospirosis is much less severe when treated promptly.
- If the doctor confirms that Leptospirosis has been contracted they are to inform us and we will then report it to the Incident Contact Centre (RIDDOR).

Lift Safety

It is essential that all lifts are properly maintained and subjected to a thorough inspection by a competent person; failure of the lift may result in serious injury and even death.

It is our policy to:

- Arrange thorough examinations for all lifts at a frequency specified by the competent person.
- Obtain and retain for inspection, a report/certificate that gives information on the safety of the lift.
- Maintain the lifts in accordance with manufacturers or installers instructions and keep an up-to- date maintenance log.
- Instruct employees in their safe use, including emergency procedures associated with the lift.
- Train key employees in the procedures to be taken in the event of a lift breakdown and when persons need to be released.
- Train key employees to carry out routine safety checks.
- Keep all moving parts of the lift machinery guarded.
- Prevent unauthorised persons from entering the lift plant room.

Lifting Equipment

Lifting equipment includes any equipment used at work for lifting or lowering loads, including attachments used for anchoring, fixing or supporting it. There are hazards presented by lifting equipment which include, crushing, collapse of equipment due to the weight, entrapment of body parts and falling objects from lifting equipment.

We acknowledge our duties under the Lifting Operations and Lifting Equipment Regulations to ensure that our lifting equipment is safe and that lifting operations are planned to prevent injuries to employees and others.

To achieve these objectives the following arrangements will be followed:

- The choice of any new lifting machine or equipment will be a decision of the Head Teacher.
- Before purchasing any lifting equipment, the intended purpose will be identified and specification drawn up.
- Before installing any lifting machine, a Structural Engineer will be engaged to advise on the strength and stability of the intended location.
- All new lifting equipment will be purchased with the appropriate declaration of conformity.
- If used lifting equipment is purchased this will be subjected to a thorough examination for defects before being put into service.
- All lifting operations will be subjected to risk assessment.
- All lifting equipment will be marked with its safe working load (SWL).
- All lifting equipment will be examined annually and lifting accessories every six months by a competent person. The person responsible for equipment, maintenance and inspection will keep records of examinations.
- Records of maintenance will be kept.
- All employees to report to their Direct Line Manager if they identify any defective equipment.
- Operators will be provided with instruction on the use of lifting equipment.
- No young person will be allowed to operate a lifting machine, except as part of their training and then only under direct supervision.

Local Exhaust Ventilation

Local exhaust ventilation (LEV) is an engineering control used to control the exposure to airborne contaminants in our workplace. A LEV system includes (but is not limited to) a hood, ducting, air clean or arrestor, air mover and a stack to discharge the contaminants into a safe place.

We have a legal duty under the Control of Substances Hazardous to Health Regulations to ensure that we control the exposure to employees so far as is reasonable and to protect the employees' health, safety and welfare we have installed a LEV system.

As it has been identified to control the risk of exposure our LEV will be installed safely we will ensure that:

- The LEV is maintained in efficient working order.
- Employees are trained in how to use the LEV.
- That employees follow all instructions that have been given in relation to using the LEV.
- We check the system as required and recorded the details in the logbook.

- Repairs are carried out when they are necessary and not to wait for the 14-month inspection interval.
- At every 14-month intervals or earlier as required the LEV system is tested and examined.
- The maintenance of LEV systems will be arranged with a competent person who has the knowledge, skills and experience to do the job properly.
- We carry out risk assessments for the testing and maintenance of LEV systems to ensure that the risks are properly controlled to reduce the likelihood of contact with moving parts; falls from height when accessing ductwork and other components and electrical shock.
- Test labels are attached to the LEV system.
- We will keep all test examination records for at least five years.

When we use LEV systems we will consider the following points when choosing to install a LEV system:

- We will identify the jobs that need to have a LEV system installed and the types of contaminants that need to be removed from the air.
- We will establish what the LEV system needs to do to effectively protect the health and safety of our employees and others from exposure.
- We will ensure that when we purchase a LEV system that it only comes from a reputable and competent supplier.

We will ensure that the LEV system has airflow indicators or a test point, or equivalent. (See installation below for an example).

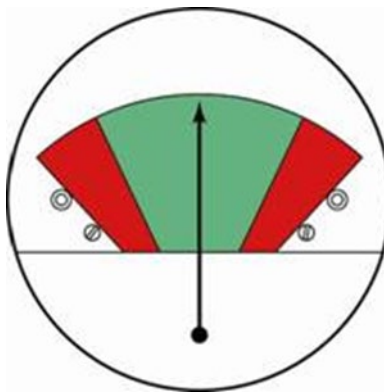


Figure 1. Simple air-flow indicator that can be fitted to LEV

We will ensure that all employees using the LEV system are informed on its design and have training on the use of the LEV system. All employees using the LEV system will be trained to:

- Understand how the LEV is working correctly.
- The consequences of the LEV failing.
- What to do when the LEV stops working correctly.
- How exposure may occur.

All training given will be recorded, including refresher training. We will provide toolbox talks as and when they are required, after each session employees will be asked to sign to say that they have attended.

The LEV system

The hood has three basic types:

- Enclosing.
- Receiving.
- Capturing.

They are designed to contain the contaminants and prevent them from dispersing into the air. Once they have been captured the ductwork will be able to carry the contaminants away as efficiently as possible. The ductwork will have minimal bends to make the process more efficient and as smooth as possible.

The fans in the LEV system are to be carefully selected to allow air to be drawn through the system and not have excess noise produced. When selecting the fan, it is important to establish the volume of the air that is to be moved; the contaminants that the system is removing; the capital and running costs; the ease of maintenance; the operating temperature and the resistance that it must overcome.

Finally, once the contaminants have gone through the LEV system they are to be discharged through the stack to the outside of the building. The stack will be vertical and the height and discharge velocity needs to be sufficient to allow any contaminants that have not been removed to be dispersed into the atmosphere. Further guidance can be obtained from the Environment Agency.

It is important to note that rain does not get into the system as this can cause damage and prevent the system from working efficiently.

We have a duty under the Dangerous Substances and Explosive Atmosphere Regulations to ensure that we minimise the risk of an explosion taking place. Some of the contaminants that are drawn into the LEV system may be flammable gases or combustible dusts. We will therefore carry out a separate risk assessment and seek specialist advice when necessary.

When we have a LEV, system installed or is altered, we will ensure that we have a user manual which incorporates:

- A description of the system with diagrams.
- A maintenance parts list.
- Performance from commissioning.
- Description of the statutory thorough examination and test requirements and exposure targets.
- Signs of wear and control failure to look out for.
- How to use the LEV effectively.

A logbook which incorporates:

- Schedules for regular checks and maintenance.
- Records of checks, maintenance, replacement and repairs.
- Checks that the LEV is being used in the right way.
- The name of the person who made these checks.

A commissioning report that incorporates:

- A description of the system with diagrams, including test points.
- Details of the LEV performance specification.
- Results such as pressures and air velocities at stated test points.
- Calculations made.
- Written descriptions of commissioning, the tests made and the outcome along with any air sampling results.
- A description of the how operators should use the LEV so that it works effectively.

If we do not have these three documents, we will request for the LEV to be recommissioned and if it changes in any to have it recommissioned.

Lock Down Procedure

This lockdown procedure demonstrates our ability to quickly restrict access and egress to our building (or part of) through physical measures in response to a threat, either external or internal.

The aim of lockdown is to prevent people moving into danger areas and preventing or frustrating the attackers accessing our building (or part of). It is recognised that due to the nature of our business (and industry) that we may not be able to physically achieve lockdown.

The following are some examples of what would constitute a 'lock-down' of part of the premises or the entire building:

- Weapons being brandished.
- Dangerous dogs or animals.
- Bomb threats.
- Kidnapping.
- Structural safety issues, including weather related incidents and air pollution incidents.
- Other emergency situations.

We have a restricted area upon entry to the building, meaning that persons only permitted entry by a member of staff only would gain access to the individual rooms where children and staff reside.

In the extreme situation of there being a power cut these systems would permit entry however a senior member of staff would manually restrict access in this instance. We will obtain two manual locks to act as an override for such an occasion.

Senior members of staff would make a decision based upon any given situation whether to manually lock the front door if children and employees are safe within the building.

There are phones where children and employees reside which can be used for any emergency situation. Additionally, there is a portable phone which can be taken out of the school by a senior member of staff should a situation dictate. This phone is kept charged at all times and the phone numbers of parents and guardians are stored in this phone.

Passwords for the safety of children are taken from parents/guardians once a child starts placement, these are strictly adhered to should a person unknown arrive to collect a child. A child would never be passed to a person unknown without the absolute instruction and approval of the parent/guardian. A person unknown arriving is to remain in the foyer where access is restricted.

Should any situation dictate then the senior person in charge would make a decision to call or message parents with any given message as each individual circumstance presents itself.

Our emergency assembly point is out on the car park and children and employees would congregate to this location should an emergency inside the nursery present itself.

Partial Lockdown

It is important to note that senior members of staff would fully inform employees whether there is a partial or a full lockdown of the building. In a partial lockdown the outside doors would be locked and children and employees restricted egress from the building. Windows would also be locked on such an occasion.

Full lockdown

In the event of a full lockdown:

- All children/staff stay in their room or move to the nearest room.
- Office staff are to remain in their office.
- External doors locked.
- Doors locked (where a member of staff with key is present).
- Windows locked, blinds drawn, internal door windows covered (so an intruder cannot see in).
- Children/staff sit quietly out of sight and where possible in a location that would protect them from gunfire (bullets go through glass, brick, wood and metal).
- Consider locations behind substantial brickwork or heavy reinforced walls).
- Lights, smartboards and computer monitors turned off.
- Mobile phones turned off (or at the least turned onto silent so they cannot give away your position).
- A register taken of all pupils/staff in each room/office.
- Communicate a register of children/staff to a pre-agreed central area.
- Employees are to await further instructions.

For each of the above described events and/or any other emergency then the procedure would generally follow the same principles:

1. The staff member learning of an emergency situation should contact the senior member of staff at the time who would then either call through to each individual room to advise either to remain in the room and restrict access/egress of any person or to instruct to evacuate and assemble on the car park or in a safe room/area within the building.
2. The back corner of the building, both upstairs and down would generally be considered a safe place to assemble, dependent upon the individual circumstance at the time.
3. The fire alarm would generally be used if the senior member of staff determined that full evacuation should take place so as not to cause panic and to save time on calling through to each individual room however this would only take place if full evacuation would commence so as to prevent incorrect responses to a given situation.
4. The senior member of staff would make a decision whether to call 999 and if so, then instructions would be taken from the emergency services and the procedure would be fluid to allow for this instruction.
5. Roll calls will be taken at the assembly point and a decision made by the senior member of staff whether it is safe to return to the building or whether parents/guardians are to be informed to come and collect them from the assembly point.
6. If the nature of the emergency dictates then a safe alternative public building near-by would be sought and assembly would take place there.
7. The list of children present will be taken by each staff member for their respective rooms to ensure that they have been accounted for.
8. A grab bag is available which is held by the senior member of staff and this will hold; the contact details of parent/guardians, a flashlight, high-visibility jackets, contact details of the local police station and fire station and a first aid kit. Master keys would also be taken out with the senior member of staff.
9. Under no circumstance is a member of staff to approach a person displaying violence and/or brandishing a weapon.
10. Upon the event of a chemical, air pollution or other similar incident then seals will be made to window and door frames.

In the event of a weapons attack then employees are to follow the principles observed by the government:

1. RUN
2. HIDE
3. TELL

RUN: to a place of safety

HIDE: It is better to hide than to confront

TELL: the police by calling 999

We will conduct 'table-top' training exercises on this procedure and practice each of the potential outcomes: partial lockdown, full lockdown and full evacuation.

Lone Working

Since we cannot be with them in an emergency, (they would not be lone workers if we were) we must go as far as we can in helping employees to help themselves.

We will consider protection, consisting of two components: prevention and response. Prevention is achieved by embedding ways in which employees avoid difficult situations in the first place. Response is there when protection fails. While prevention may reduce the number of occasions where a lone worker will get into a situation which will result in their harm, 'reduce' is not the same as 'eliminate', so there will always be a need for response services.

Response with prevention in isolation are still insufficient; adding training and management will result in a culture of safe working, in other words – protection.

Prevention starts with a well thought out policy leading to sensible procedures which are developed in consultation with the lone working employees and their Managers.

Sooner or later prevention will fail and an employee will need a response; and it must be fast and effective.

Training binds prevention and response together. Training will cover:

- The application of policies and procedures.
- How to make best use of lone worker response devices.
- Awareness and how to avoid potentially dangerous situations.
- How to manage dangerous situations.
- The role of personal responsibility for personal safety.

Good management will balance the needs of the organisation against the needs of the individual. Management will protect the organisation in law with its reputation and effectiveness intact, while protecting the individual employees out on their own in the community.

We have a responsibility for protecting lone workers and the needs to consider many factors; among them:

- How best to achieve protection for both the organisation and lone workers without jeopardising the work they are employed to do.
- What can be done in-house and what can be outsourced?
- How initial and follow-up training will be delivered, whether in-house or outsourced.
- How lone workers will be motivated to always follow the procedures laid down for them, including use of lone worker response services.
- What reports will help manage the contract and how will they be delivered.
- Regular reviews with lone workers.

Prevention and response without training and management is not an effective policy because when it is most required to work it will not keep people safe.

Prevention + Response + Training + Management = Protection

When putting the policy and risk assessment together we will pay consideration to:

- The remoteness or isolation of workplace areas.
- Any problems of communication.
- The possibility of interference, such as violence or criminal activity from other persons.
- The nature of injury or damage to health and anticipated "worst case" scenario.
- Personal protective equipment required.
- Supervision and welfare.
- Portable first aid kits.
- Availability of a first aider.
- Means of summoning help.
- Means of raising an alarm.
- Firefighting equipment.
- Training and supervision.

Manual Handling

Statistics show that manual handling is one of the most common causes of absence through injury in the workplace. More than one third of lost time accidents are caused in this way. These injuries may often have long-term effects. We intend to reduce the risk of manual handling injuries and to provide guidance on the measures that are to be taken to ensure safe lifting and carrying in our workplace.

We will ensure that operations which involve manual handling are eliminated, so far as is reasonable. Measures to achieve this include ergonomic design of our workplace and activities and the provision of automated or mechanical aids such as trolleys, chutes and conveyors.

An assessment of manual handling activities will be carried out by competent persons. Risks which are identified will be reduced to the lowest level reasonable. The following factors will be considered during the assessment.

Bending and stooping to lift a load significantly increases the risk of back injury. Items will ideally be lifted from no lower than knee height to no higher than shoulder height. Outside this range, lifting capacity is reduced and the risk of injury is increased. Where items are required to be lifted from above shoulder height, a stand or suitable means of access will be provided. Items which are pushed or pulled should be as near to waist level as possible. Pushing is preferable particularly where the back can rest against a fixed object to give leverage.

Carrying distances will be minimised, especially if the task is regularly repeated. Repetitive tasks will be avoided wherever possible. Tasks which involve lifting and carrying will be designed in such a way as to allow for sufficient rest breaks to avoid fatigue. We will avoid tasks which require twisting the body wherever possible.

The load is to be kept as near as possible to the body trunk to reduce strain and should not be of such size as to obscure vision. An indication of the weight of the load and the centre of gravity will be provided where appropriate.

Unstable loads are to be handled with caution. The change in centre of gravity is likely to result in overbalancing. We will ensure that there is a secure handhold, using gloves where necessary to protect against sharp edges or splinters.

Consideration will be given to age, body weight and physical fitness. Regard will be given to personal limitation; employees must not attempt to handle loads that are beyond their individual capability. Assistance is to be sought where this is necessary.

Persons with genuine physical or clinical reasons for avoiding lifting will be made allowance for, as will pregnant women, who will not be required to undertake hazardous lifting or carrying tasks.

Sufficient knowledge and understanding of the work is an important factor in reducing the risk of injury. Individuals undertaking lifting or carrying will be given suitable instruction, training and information to undertake the task with minimum risk.

There will be adequate space to enable the activity to be conducted in safety and the transportation route will be free from obstruction. Lighting, heating and weather conditions will be considered. Floors and other working surfaces will be in a safe condition and adequate ventilation will be provided, particularly where there is no natural ventilation.

Use of personal protective equipment may be necessary whilst carrying out manual handling activities. If the use of equipment restricts safe and easy movement, this is to be reported. Constant interruptions from other employees is to be avoided, as this can reduce the concentration of an individual.

We will ensure that:

- Manual handling assessments are carried out where relevant and records are kept.
- Employees are properly supervised.
- Adequate information and training is provided to persons carrying out manual handling activities.
- Any injuries or incidents relating to manual handling are investigated, with remedial action taken.
- Employees adhere to safe systems of work.
- Safety arrangements for manual handling operations are regularly monitored and reviewed.
- Employees undertaking manual handling activities are suitably screened for reasons of health and safety, before undertaking the work.
- Special arrangements are made, where necessary, for individuals with health conditions which could be adversely affected by manual handling operations.

Employees are to ensure that:

- They report (in confidence) any personal conditions which may be detrimentally affected by the manual handling activity.

- They comply with instruction and training which is provided in safe manual handling activities.
- Their own health and safety is not put at risk when carrying out manual handling activities.
- They use equipment which has been provided to minimise manual handling activities.
- Any problems relating to the activity are reported to a responsible person.

Suitable information and training is provided to persons who are required to carry out manual handling activities. Training needs will be identified and reviewed by a responsible person. Refresher training will also be given at reasonable intervals.

Employees will be informed of approximate weights of loads that are handled and objects which have eccentric weight distribution.

Poor lifting and carrying techniques can result in discomfort and increase the risk of injury. In extreme circumstances, these injuries can have permanent effects. These risks can be reduced by adopting the following simple precautions:

- Ensuring that formalised systems of work which have been designed for the work activity are complied with.
- Making full and proper use of aids to lifting and carrying, such as trolleys, chutes and access equipment.
- Storing heavy items between shoulder and hip height. Where possible only storing small, light items above shoulder or below knee height.
- Using the legs and knees to bend and lift, not stooping or bending the back.
- Avoiding tasks which require stretching or twisting.
- Ensuring that regular rest breaks are taken where manual handling activities are repetitive or to prevent the onset of fatigue.
- Ensuring that there are no sharp, hot or cold edges which could cause injury.
- Ensuring that walkways are free from obstructions.
- Making full and proper use of personal protective equipment.

Employees are to report any problems or concerns associated with manual handling operations to their Direct Line Manager.

Medication

We have a duty to ensure that any medication we dispense and store does not compromise the health and safety of our employees and others.

We do this by:

- Ensuring that the dispensing of medication is adequately controlled and in accordance with legislation.
- Ensuring that we develop and implement control measures for the safe use and storage of medication.
- Ensuring that only trained employees are to administer medication; employees are not to administer drugs or medicines unless they have been trained and authorised to do so.

- Completing risk assessments.
- Providing, recording and reviewing training to employees.
- Ensuring that medication is suitably stored in line with the GP's or Manufacturer's instructions.
- Ensuring that medication is securely stored in a lockable cupboard to prevent unauthorised employees accessing it.
- Not leaving medication unattended.
- Maintaining records of all medication received, administered, and leaving the premises.
- Implementing a medication plan to record medication including those self-administering and the level of dosage required for the individual to receive.
- Ensuring that all employees are aware of the procedures for spills and disposal.

Method Statements

It is our intention to prevent injuries and ill health to employees and others affected by our activities. To do this we recognise that we must adopt safe systems of work. Therefore, assessments will be carried out to identify risks. Based on these, safe systems of work will be prepared and used. The safe systems of work to be used will be communicated to employees using written Method Statements.

Where work is subcontracted, we will not allow the work to commence until we have received and approved a method statement from the subcontractor.

Each method statement will include, but will not be limited to, the following information:

- The name of work area.
- The location of the work.
- The details of work, including work sequence.
- Any special controls to be used.
- Supervisory arrangements.
- Competence of those carrying out the work.
- Emergency procedures.
- First aid arrangements.
- Special personal protective equipment to be used.
- The list of plant, equipment and authorised users.
- The method of agreeing variations from an original method statement, where necessary.
- The signature of the person preparing the method statement and the date.

We are responsible for obtaining and approving subcontractors' Method Statements.

We are responsible for bringing any significant findings of method statements to the attention of the persons concerned and for ensuring that procedures described in method statements are followed.

All employees and subcontractors are required to follow the method statements for the work they are carrying out.

Minibus

We recognise that the use of transport for the purposes of our activities exposes the driver, passengers and pedestrians to hazards that require specific controls.

It is our policy to:

- Ensure that all transport used, is supplied by a competent contractor.
- Carefully vet all contracted transport providers on a regular basis.
- Maintain the minibus in a safe condition.
- Ensure the minibus and its drivers are adequately insured.
- Train all drivers of the minibus in driver safety awareness procedures.

Employees might be able to drive a minibus with up to sixteen passenger seats using their current car driving license if there is no payment from or on behalf of the passengers (it is not for 'hire or reward').

Employees can drive a minibus within the UK if the following conditions apply:

- They are 21 or older.
- They had their driving license for at least 2 years.
- They meet the 'Group 2' medical standards if they are over 70, they must check with their GP if they are not sure they meet the standards.
- They are driving on a voluntary basis and the minibus is used for social purposes by a non-commercial body.
- The maximum weight of the minibus is not more than 3.5 tonnes - or 4.25 tonnes including specialist equipment for disabled passengers, for example a wheelchair ramp.
- They are not towing a trailer.

Monitoring

We have in place active monitoring systems to ensure any statutory duties applicable to us are complied with and to ensure our standards are being achieved. Monitoring activities will help us identify any issues that need attention.

It is important that any monitoring activity reports accurately reflect the conditions apparent at the time of the review. Completed monitoring documentation assists us with our intentions for continuous improvement. Documented findings and consequent follow-up action help us prove to any visiting authority that we take safety seriously.

Monitoring Events

There are a number of health and safety tasks which must be carried out by schools in line with premises or health and safety management requirements. This chapter outlines these tasks and defines those which are required to be carried out daily, weekly, monthly, quarterly, annually, and every 2 and 5 years. Where the school buys into the preventative maintenance controls services offered by the Local Authority, the health and safety management tasks shall be in accordance with the specification of the Local Authority agreement and contract.

Health and Safety Management - Ongoing Tasks

Area of work	What is required
<p>Health and Safety Leadership</p> <ul style="list-style-type: none"> - Staff / SLT Roles and Responsibilities staff aware of what their role is and support H&S Policy and Headteacher in carrying them out. - Health and Safety Management System in place and effective in determining the H&S culture. - General Housekeeping. - Accident Reporting (including violent incidents or traffic accidents). - Consultation and Communication . 	Continuous
PPE Use	Pre-use condition check. Ensure staff are wearing correct equipment.
Emergency procedures	Have in place plans for emergency Preparedness (Contingency) Review and test annually.

Daily Premises issues - Ongoing (as required) Tasks

Area of work	What is required
Playground	Daily visual inspection to check for hazards.
Playing fields	
Paths and access routes and Lighting	
Contractors (<i>where employed directly</i>)	Pre-work checks and documentation. During work activity – regular reviews. Post work review of performance. Hazard Exchange information.
Asbestos Register Systems Manual in place and staff aware	Register present in all premises. Any actions required are part of a plan to carry out. Register brought to the attention of contractors. Annual reminder of information in manual to staff.
Water Hygiene Record Systems Manual	Present in all premises. Annual reminder of information in manual to staff. Staff who have responsibilities to carry out Water temperature checks are aware of what to do, carry out and record. Thermometer accuracy – checked during a service visit by the water hygiene consultant.
Driving for Work (Vehicle owned or leased by school)	Annual check. -Driver has licence. -Vehicle MOT and insurance up to date. -Driver assessment where necessary.

Driving for Work (Vehicle owned by driver)	Annual -Drivers Licence MOT Road tax Insurance- Driver assessment where necessary.
Work equipment e.g., sports, office equipment	Visual pre-use check. Used and operated in correct way.
Access equipment for work at height e.g., ladders, scaffold towers, mobile equipment such as cherry pickers	Daily pre-use check.

Weekly Tasks

Area of work	What is required
First Aid Boxes	Ensure staff member has responsibility to do this. Regularly check contents and replenish with recommended contents only.
Local exhaust ventilation (including fume cupboards)	Weekly Visual Checks.
Fire Alarm tests	Weekly for electric systems (different call points) (Recorded). See – Six monthly for manually operated systems.
Water temperature checks	Weekly – Flushing of little used or disused outlets (identified by the water system survey).
Caxton Sprinkler Pump House	Testing Pumps -Water Discharge - Thermostats and Emergency Bell Test (Recorded).
Emergency Lighting	Testing Key Switches and lights (Recorded).

Monthly Tasks

Area of work	What is required
Water temperature checks: Cold water systems – temperature checks Hot water systems – temperature checks for scalding prevention Hot water system – temperature checks for Legionella prevention	Depending on type of water outlet

Quarterly/Termly Tasks

Area of work	What is required
Shower head/spray tap cleaning	Quarterly (minimum) or more frequent if necessary, cleaning in line with Water Hygiene Policy.
Guttering / grids	Twice during winter months – clear any blockages.
Fire Drills	Each Term – (at least twice annually) and recorded.

Six Monthly

Area of work	What is required
Lifting Equipment	Six- or twelve-monthly inspections depending on the equipment schedule carried out by lifting equipment contractor.
Fire Alarm tests	Six months for manually operated systems.
Lifts/Lifting equipment	6-month inspection for passenger lift carried out by lifting equipment contractor.
Water Hygiene Policy – Air conditioning equipment	Serviced in accordance with the manufacturer's instructions every 6 months by the contractor appointed.
Emergency Light	Check integrity of Batteries (3hour).

Annual Tasks

Area of work	What is required
Health and Safety Management System	Review to ensure that roles and responsibilities are defined and that.
Review Health and Safety Management System and local arrangements	School procedures are in place. Refresh information to staff, parents and pupils as necessary.
Competent H&S Advice Sign up to H&S Service Level Agreement or ensure services of a Competent Adviser	Annually (in April - Service runs from April – March). Ensure that there is competent health and safety advice available. Where this is not provided by Strategic Health and Safety Services information about the provider of competent H&S advice will be requested.
Design and Technology	Annual inspection takes place – January. Where D&T equipment requires ongoing maintenance contract. D&T Service Level Agreement as required or ensure services of a Competent Person.
Insurance Display new Insurance Certificates (Employer Liability and Public Liability)	Annually (September).
Self-Evaluation of H&S (Audit and Evaluation Process)	Annual review in JANUARY of health and safety management within the school. Level of achievement in each category agreed and action plan to be created. Send overview and action plan to Strategic Health and Safety Committee.
Fire extinguisher servicing	Annually by contractor.

<p>Risk Assessments</p> <p>Create and review Risk Assessments for</p> <ul style="list-style-type: none"> - General premises and activities - COSHH (Control of Substances Hazardous to Health) - Manual handling - Fire - Work Equipment - Display Screen Equipment - Working at height - Vibration - Noise at Work - Educational Visits - Curriculum activities (including PE) 	<p>Create for existing tasks or when new activity introduced.</p> <p>Review at adequate intervals, when significant changes occur, when new hazards are identified or when an accident occurs</p>
<p>Safe Systems of Work</p> <p>Create and review as necessary</p>	<p>Linked to risk assessments and other health and safety procedures Create and review annually as required.</p>
<p>Training and Competency of staff</p>	<p>Annual plan and review</p> <p>In line with training plans, risk assessments, and Personal Review process.</p>
<p>First Aiders (where First Aiders are appointed)</p>	<p>RECOMMENDED annual refresher (for certificates after Oct 2009) 3-year recertification.</p>
<p>Medication Policy</p>	<p>Review annually that procedures in place and roles of staff defined.</p>
<p>Portable appliance inventory</p>	<p>Review annually or create when new equipment is brought into use.</p>
<p>Portable appliance testing (PAT)</p>	<p>PAT test in line with statutory requirements to the 4th Edition Code of Practice.</p> <p>Regular visual checks by users PAT testing - dependent upon type of equipment.</p>
<p>Local exhaust ventilation</p>	<p>Every 14 months - Formal examination – competent contractor must be in place.</p>
<p>Lifting equipment inventory</p>	<p>Ensure that all lifting equipment is added to this inventory. Review annually or when new equipment is brought into use.</p>
<p>Lifting Equipment</p>	<p>6 or 12 monthly inspections dependent upon type of equipment – contractor.</p>
<p>Fire Risk Assessment</p>	<p>Create new if required or annual review of the assessment.</p>
<p>Ladders and other access equipment inventory e.g.</p>	<p>Create inventory.</p>
<p>Ladders, step ladders, kick stools, scaffold towers</p>	<p>Review annually or when new access equipment is brought into use Annual condition check.</p>
<p>Access equipment for work at height e.g. scaffold towers, mobile equipment such as cherry pickers</p>	<p>Create inventory.</p> <p>Daily pre-use check.</p> <p>Review annually or when new access equipment is brought into use.</p> <p>Annual condition check.</p> <p>Annual maintenance condition check.</p>
<p>Work equipment inventory</p>	<p>Create and review annually or when new work equipment is brought into use.</p> <p>Annual maintenance or condition check.</p>

PPE condition check	Annual maintenance or condition check (see also daily pre-use check).
Building Security, Alarms, locks	Annual test – contractor.
Gas Boilers	Annual service and test (Contractor must be on Gas Safety Register).
Gas Appliances (Catering)	Annual service and test (Contractor must be on Gas Safety Register).
Gas (Laboratory)	Annual service and test (Contractor must be on Gas Safety Register).
Radiation	In accordance with H&S legislation and Medway LA guidance.
Windows	Annually (respond to reports of damage or malfunction). Ensure replacement glass and glazing is installed in line with correct glazing standards.

Every 2 Years

Area of work	What is required
Water system risk assessment review Legionella Checks	Every two years - contractor review (to be checked against contract) Six-monthly check by appointed contractor.

Every 3 Years

Area of work	What is required
Asbestos site survey	Every three years – full site survey.

Every 5 Years

Area of work	What is required
Fixed Electrical equipment	Every 5 years – Contract.

Near Miss

We have a procedure in place to provide a method for reporting 'near miss' incidents. The investigation of such incidents can help to implement procedures or control measures which will prevent a recurrence of the incident and therefore prevent potential accidents.

Often the difference between a 'near miss' and an accident resulting in injury is minimal a slight difference in timing, location or personnel.

A 'near miss' is an unplanned event that did not result in injury, illness, damage or product loss but had the potential to do so.

An 'accident' is an unplanned uncontrolled event that has led to injury, illness, damage or some other loss.

All employees are to report 'near miss' incidents as soon as possible following the incident.

The near-miss form is to be used to report the incident. As much detail as possible is to be provided to ensure a thorough investigation can be carried out. When completed the form is to be returned to the Head Teacher.

We will collate the forms and carry out any required investigations. Completed forms will be retained for a minimum period of three years.

New and Expectant Mothers

We have a duty to protect new and expectant mothers from hazards that may be present. We will carry out risk assessments for each employee who is either pregnant or has recently become a new mother. We will continually review the risk assessments after 3 months or sooner if necessary to manage new risks that may be present.

To protect the health, safety and welfare of our employees, we will assess the risks that we pose on the employee and decide on the reasonable control measures.

We will:

- Consider any substances that they may be exposed to.
- Assess the set-up of their work area.
- Assess their manual handling.
- Look at their welfare arrangements.
- Look at their work activities.

Regular reviews are required. If it has been identified from a risk assessment that work activities could adversely affect a person's health, we will offer alternative work for them to do and if this is not possible we will suspend them from work on paid leave.

Non-Hazardous Waste

We have a duty of care to ensure that any waste which we produce is handled, stored and managed safely in accordance with specific legislation. We will ensure that any waste which we produce other than hazardous is removed from our premises by a licensed waste carrier. To ensure that we are compliant with legislation we will ask from the waste carrier for an annual note as the waste will be regularly removed and it also shows the enforcement officer from either the Local Authority or the Environment Agency that our waste is being removed legally; these will be kept for two years minimum.

We will ensure that the waste we produce is not placed in domestic bins, litter bins and at household waste recycling centres unless we have a waste carrier's licence and pay a charge for the removal of our waste and we will request for a waste transfer note to prove that our waste disposal is compliant.

We will monitor and assess our waste and ensure that we are not overfilling bins. We will train all employees and inform them on where the waste goes and how to manage it.

Under no circumstances is an employee climb into a bin or a skip to flatten the waste. If an employee identifies that the bin is full they are to report this.

Occupational Road Safety

Health and safety law applies to work activities on the road in the same way as it does to all work activities and employers need to manage the risks to drivers as part of their health and safety arrangements. We follow a 'Plan, Do, Check, Act' approach to achieving work-related road safety.

Plan - This is how we manage health and safety in our organisation and plan to make it happen in practice by:

- Assess the risks from work-related road safety.
- Produce a health and safety policy.
- Make sure there is top-level commitment to work-related road safety.
- Clearly set out everyone's roles and responsibilities for work-related road safety. Those responsible will have enough authority to exert influence and be able to communicate effectively to drivers and others.

Do - Prioritise and control the risks we will consult with our employees and provide training and information.

- Make sure departments with different responsibilities for work-related road safety co-operate with each other.
- Make sure we have adequate systems to allow us to manage work-related road safety effectively.
- Make sure we involve our workers or their representatives in decisions. This is a good way of communicating with everyone about health and safety issues.
- We will provide training and instruction where necessary.

Check – Measure how we are doing.

- Monitor performance to ensure our work-related road safety policy is effective and has been implemented.
- Encourage our employees to report all work-related road incidents or near misses.

Act – Review our performance and learn from our experience.

- We will collect enough information to allow us to make informed decisions about the effectiveness of our existing policy and the need for changes, for example targeting those more exposed to risk.
- Regularly revisit our health and safety policy to see if it needs updating.

The nature of our work requires selected employees to use our vehicles. Only employees who have been granted our permission to drive company vehicles may do so. Before we authorise use, employees must provide us with their driving licence to help confirm driver competence. Employees must only drive the category of vehicle for which they hold a current valid licence. We will select the most suitable vehicles for tasks to be performed. Vehicles are classed as work equipment and will therefore be inspected and maintained at periodic intervals to ensure their roadworthiness and safety. We will follow manufacturer's recommendations for inspection, servicing and maintenance tasks. Other mandatory tests such as the Department of Transport MOT will be arranged at the frequencies stipulated.

In the interest of safety, employees are requested to keep us informed of any road traffic offences for which they have been convicted. Driving licences will be reviewed at least, on a six-monthly basis.

Drivers are responsible for conducting a pre-use check of the vehicle and for identification and reporting of faults (company vehicles/leased). Where necessary training will be provided for conducting vehicle pre-use checks.

Drivers must:

- Only use the vehicle if they have our authorisation to do so.
- Read our risk assessment for driving activities and comply with any control measures we have introduced in the interest of safety.
- Have a current valid insurance certificate covering business use (own vehicle).
- Have a current valid MOT certificate (own vehicle – if relevant).
- Check the vehicle before use.
- Act responsibly and abide by the Highway Code.
- Only use our vehicles for authorised journeys.
- Use the vehicle for its intended purpose only.
- Ensure all loads are safely secured.
- Take additional care in inclement weather conditions.
- Inform us if they are ill or taking prescription drugs that may have a detrimental effect on their driving ability, i.e. causing drowsiness.
- Focus their attention whilst driving.

Drivers must not:

- Use a vehicle if faults deem it unsafe for use.
- Under any circumstances drive vehicles if they are suffering the effects of alcohol or drugs.
- Overload any vehicle.
- Smoke in our vehicles.
- Carry unauthorised passengers in our vehicles.
- Adjust a satellite navigation aid whilst driving; or
- Partake in an activity distracting their attention from driving.

It is illegal to drive if either:

- They are unfit to do so because they are on legal or illegal drugs.
- They have certain levels of illegal drugs in their blood. (Even if they have not affected their driving).

Obviously, all drugs that are illegal are banned always, not just when driving. Legal drugs are prescription only medicines, or over-the-counter medicines. However, in certain quantities some prescription drugs that are perfectly legal to take can make it against the law to drive. Taking these drugs without a prescription is prohibited and would be treated the same way as taking illegal drugs. If drivers are taking them and are not sure if they should drive, they are instructed to talk to their doctor, pharmacist

or healthcare professional or refer to the patient information leaflet, regarding the effects on driving.

The government's website (GOV.UK) advises drivers to consult their doctor about whether they should drive if they have taken any of the following drugs:

- Amphetamine, e.g. dexamphetamine or selegiline.
- Clonazepam.
- Diazepam.
- Flunitrazepam.
- Lorazepam.
- Methadone.
- Morphine or opiate and opioid-based drugs, e.g. codeine, tramadol or fentanyl.
- Oxazepam and temazepam.

If a driver is convicted of drug driving, the punishment includes:

- A minimum 1-year driving ban.
- An unlimited fine.
- Up to six months in prison.
- A criminal record.

Driving licenses will also show that they have been convicted for drug driving. This will last for 11 years whilst the penalty for causing death by dangerous driving under the influence of drugs is a prison sentence of up to 14 years.

A conviction for drug driving also means:

- Car insurance costs will increase significantly.
- Persons will see the conviction on the driver's license.
- Trouble travelling to countries like the USA.

Satellite navigation aids may be used in vehicles but are not to be adjusted whilst moving or in traffic. The device is to be programmed before starting a journey, alternatively pulled over to a safe place to adjust.

Drivers are instructed to concentrate on driving and avoid distractions. Answering and sending telephone calls, sending text messages, accessing the internet, etc. are all distractions and in certain circumstances could amount to an offence of driving without care and attention or even dangerous driving.

It is a criminal offence to use a hand-held mobile telephone or similar device while driving. The relevant regulations permit the use of hand-held mobile telephones while driving only in an emergency.

Any mobile telephone that is or is to be held at any time while in use is a hand-held telephone. The use of an earpiece does not make a telephone hands free. To be hands free the telephone must be fixed or in a cradle. (Two-way radios are not hand-held instruments and are exempt from the regulations.)

If the telephone or equipment is hands free it is permitted to press buttons to send and receive messages. However, even the use of hands-free telephones can be dangerous. Whenever possible drivers are to wait until the vehicle is stationary and in a safe place before using a hands-free telephone.

Driver fatigue is a major cause of accidents and can cause fatalities. If drivers are tired, they must park up, rest and recuperate. On long journeys they must take at least a 15-minute break for every two hours of driving.

It is our policy that all employees are to drive within speed limits and road restrictions. Therefore, we will not compensate employees for any speeding fines. Employees that are convicted of speeding fines whilst driving on company business may be subject to discipline.

In the event of a breakdown or an accident; drivers must act promptly to avoid further harm especially if they are on a fast-moving road, i.e. a dual carriageway or motorway. They are to:

- Assess the situation and decide what action is required.
- If the vehicle is at the roadside not to stay in the vehicle.
- Wear high visibility vests and move away from the vehicle and other traffic.
- Call the insurance/breakdown service helpline for assistance and be prepared to give them details such as:
 - Vehicle registration.
 - Location.
 - Nature of the incident.
- If anyone is injured, then the emergency services are to be called.
- Wait in a safe place until help arrives; only help others if it is safe to do so.

In the event of an accident drivers must take details of other vehicles/drivers involved and record what happened. This should be done as soon as possible.

Any breaches of our driver safety rules will be considered as gross misconduct which may lead to summary dismissal.

Office Safety

The office areas do not contain the same hazards as the external areas but there are issues to address to ensure everyone's safety working in the office. Generally, office areas are a lower risk compared to other areas. Nevertheless, they still pose a risk of injury or ill-health to persons using and accessing the office space. An office risk assessment has been completed and it will be communicated to employees.

The assessment addresses issues such as:

- Manual handling.
- Display screen equipment.
- Fire and electrical safety.
- Chemicals.

- Temperature, lighting and ventilation.
- Welfare facilities.
- Stress.
- Trips and falls.

Employees are responsible for ensuring that walkways are free from obstructions and that trailing cables are not creating trip hazards.

The office space has been designed to enable employees to work comfortably. People who have concerns over the office area are to report it accordingly.

Outdoor Activities and Trips

We recognise that outdoor activities and trips expose people to hazards, which are not present during normal activities and require specific controls.

It is our policy to:

- Ensure that all trips will be thoroughly planned and the locations vetted by employees or other agencies.
- Ensure that permission is obtained for the trips from the relevant persons and that they are kept fully informed where applicable.
- Ensure that the relevant ratios are maintained at a safe level.
- Carry out generic, site specific and on-going risk assessments as appropriate.
- Ensure any third party used has been thoroughly vetted and hold the appropriate qualifications.

The Local Governing Body will comply with DfE guidance on 'off site' visits or activities - particularly:

- The conduct of outdoor pursuits.
- The use of mini-buses and coaches.
- Residential and trips abroad.

Permits to Work

We have identified that certain high-risk activities require additional controls to ensure that dangerous situations are avoided. For any such high-risk activity a Permit to Work must be obtained where the activity will take place. It is the responsibility of the person engaging contractors to work on the premises to advise the contractor about types of work for which a Permit to Work is required.

A Permit to Work is required for the following:

- Hot Work.
- Confined Space Entry.
- Electrical Work.
- Overhead Work.

- Excavation Work

Persons engaged in any of the above are not permitted to commence work until they are in possession of a signed permit appropriate to the type of work.

A Hot Work Permit is required for the following:

- Oxy-acetylene or Oxy-propane cutting.
- All types of welding.
- Brazing/soldering.
- Propane or butane gas/aerosol torches.
- Any grinding equipment in areas where highly flammable liquids or vapours may be present.
- Use of electrically powered hammers, drills, saws and lights and pneumatic drills/hammers where highly flammable liquids or vapours may be present.
- Any other operation producing heat, sparks or flames where there is a risk of fire or explosion.

A confined space entry permit is required for work in any vat, tower, tank, flue, pipe, duct, pit or similar place, open or closed, where there is likely to be risk of:

- A dangerous or toxic liquid, gas, fume, vapour, dust.
- A deficiency of oxygen.
- A fire or explosion.

All work on electrical installations is subject to control by a Permit to Work, irrespective of the voltage concerned. All work is to be carried out by:

- A professional, qualified electrical engineer.
- A contractor approved by the National Inspection Council for Electrical Installation Contracting (NICEIC).
- A member of the Electrical Contractors Association (ECA).

An Overhead Work Permit is required for the following:

- Roof access, roof work or work on a fragile roof.
- Window cleaning above the ground floor.
- Any construction or maintenance work where there is a risk of injury from falling.
- Working above plant, processes, persons or vehicles.

A Permit to Excavate is required when breaking ground (e.g. excavating by hand, mechanical excavation, digging for post holes, or even knocking in kerb pins). This is especially important when working near live services. A Permit to Excavate is a formal management system used to control the high-risks of excavation works.

The purpose of any permit to excavate/dig is to make sure that:

- People are protected from harm.

- Underground services are protected.
- People methodically follow the correct steps.
- Roles and responsibilities are correctly defined and understood.
- Contents and restrictions defined in the permit are properly discussed and communicated to all people involved in the excavation activity.

Personal Protective Equipment

Personal Protective Equipment (PPE) is a term used to describe a wide range of equipment including clothing, footwear, protective glasses, hearing protection etc. We understand that PPE should only be used as a means of protection in conjunction with, or once all other control measures have been exhausted.

PPE required for our activities and tasks are identified as a result of conducting risk assessments. We will ensure that any PPE provided is of the appropriate BS/EN quality standard. For PPE to be effective, it must fit correctly and be compatible with other items of PPE, this we will check when items are issued.

We will provide PPE free of charge. We may request that employees sign for the receipt of any equipment. Employees have a duty to act responsibly, to wear and take care of any equipment issued to them and for ensuring the protection offered remains effective.

Personal Protective Equipment is to be worn:

- When the control measures of a risk assessment or safe system of work identify there is a requirement.
- Where signage indicates that there is a requirement for using PPE.
- If an employee considers a hazard is present and PPE offers satisfactory protection.

If there is a need to wear Respiratory Protective Equipment (RPE) for the protection of health, we will ensure it fits correctly. Where necessary we will arrange a face fit test by a competent person to ensure optimal protection.

We are responsible for ensuring that employees use or wear PPE correctly when required to do so.

Failure to wear even the most basic PPE can result with injuries or illness, it is therefore important that employees comply with our procedures; failure to do so will be considered as a serious breach of our rules and may result with disciplinary action being taken.

Guide for Personal Protective Equipment

Task	Foot protection	High Visibility Clothing	Hearing Protection	Eye Protection	Apron	Gloves/ Gauntlets	Remarks
------	-----------------	--------------------------	--------------------	----------------	-------	-------------------	---------

General Work	✓	✓	-	-	-	-	
Vehicle Depollution	✓	✓	-	✓	-	✓	
Moving Batteries	✓	✓	-	✓	✓	✓	
Operating Plant	✓	✓	-	-	-	-	
Stripping Engines	✓	✓	-	✓	-	✓	
Use of Electric Grinder	✓	✓	✓	✓	-	✓	
Gas Cutting	✓	✓	-	✓	-	✓	Flame / Heat Proof
Smelting Work	✓	-	-	✓	✓	✓	Flame / Heat Proof
Recovery Work	✓	✓	-	-	-	✓	

Note: Please note this is a guide and employees are to follow details provided by appropriate risk assessments.

PPE remains the property of the company and must be returned if employment ends.

If there is a problem with Personal Protective Equipment (PPE)
Employees are to inform us immediately

Pressure Systems

Pressure systems have the potential to cause significant injury or damage to property in the event of an unexpected release of stored energy because of system or component failure. The correct installation, maintenance, examination, testing and use of pressure systems is vital.

It is our policy to:

- Ensure that pressure systems are installed by a competent person.
- Install new pressure systems in positions which would minimise injury and damage in the event of unexpected releases of stored energy.
- Establish safe operating limits of pressure systems prior to use and ensure that they are clearly marked on the system.
- Have a competent person draw up a written scheme of examination for systems where steam or fluid is stored, including its pipe work, at above 0.5 bar.

- Ensure that a competent person carries out all such maintenance, thorough examinations and tests as prescribed in the written scheme of examination.
- Ensure that all systems not subject to a written scheme of examination are maintained in accordance with the manufacturer's recommendations.
- Carry out without undue delay any repairs identified by any reports on the condition of the systems or from any fault reporting system.
- Provide operators with adequate and suitable instruction on the safe operation of pressure systems and any emergency procedures.
- Retain all relevant records i.e. manufacturer's safety information, written schemes, examinations reports, modifications and examination postponements at the location of the pressure system to which it refers.

The Pressure Systems Safety Regulations deal with the risks created by a release of stored energy should a pressure system fail and detail the measures that must be taken to prevent failures and reduce risks.

The Pressure Systems Safety Regulations apply to all plant/systems that contain a relevant fluid. A relevant fluid is defined as:

- Steam.
- Any fluid or mixture of fluids which is at a pressure greater than 0.5 bar above atmospheric pressure, and which fluid or mixture of fluids is -
- A gas, or
- A liquid which would have a vapour pressure greater than 0.5 bar above atmospheric pressure when in equilibrium with its vapour at either the actual temperature of the liquid or 17.5° C; or
- A gas dissolved under pressure in a solvent contained in a porous substance at ambient temperature and which could be released from the solvent without the application of heat.

Certain small vessels, where the product of the internal volume multiplied by the pressure of the vessel is less than 250 bar litres are exempt from some parts of the regulations.

The Pressure Systems Safety Regulations require users to:

- Establish the safe operating limits of the plant.
- Have a suitable written scheme drawn up or certified by a competent person for the examination at appropriate intervals as advised by a competent person.
- Arrange to have examinations carried out by a competent person at the intervals set down in the scheme.
- Provide adequate operating instructions (including emergency instructions) to any person operating it.
- Ensure the pressure system is maintained in good repair.
- Keep adequate records of the most recent examination and any manufacturer's records supplied with the new plant.

The regulations distinguish between systems that are essentially fixed in a permanent location (installed) and systems that are normally and frequently moved from place to place (mobile).

For installed systems, the user is responsible for ensuring that the above items are carried out. In the case of mobile systems, the owner is responsible.

Regulation 7 prohibits the use of systems unless the user of an installed system or the owner of a mobile system has determined safe operating limits (SOL's). SOL's for small simple systems are basically the upper limits of pressure and temperature at which the plant was designed to be operated safely. The competent person will review and reassess the SOL's when the plant is examined. SOL's must be reassessed when the plant or part of it is repaired or modified.

The typical contents of a written scheme of examination include:

- The identification number of the item of plant or equipment.
- Those parts to be examined.
- The nature of the examination required.
- Any necessary preparatory work to enable the item to be examined safely.
- Specify what examination is necessary before the system is first used, where appropriate.
- The maximum interval between one examination and the next.
- The critical parts of the system which if modified or repaired should be examined by a competent person before the system is used again.
- The name of the competent person certifying the written scheme of examination.
- The date of certification.

Examples of pressurised systems likely to require a written scheme of examination are:

- A compressed air receiver and associated pipework where the product of the pressure times the internal capacity of the receiver is greater than 250 bar litres.
- A pressure cooker and autoclave.
- A steam boiler, associated pipework and protective devices and steam heating devices.
- A portable hot water/steam cleaning unit.
- A fixed LPG storage system supplying fuel for heating.
- A vapour compression refrigeration system where the installed power exceeds 25kW.

Examples of pressurised systems unlikely to require a written scheme of examination are:

- An office hot water urn.
- A machine tool hydraulic system.
- A hand-held tool.
- Portable oxy-fuel gas welding sets.
- A compressed air receiver and associated pipework where the product of the pressure times the internal capacity of the receiver is less than 250 bar litres.
- A portable LPG cylinder.
- A tyre used on a vehicle.

- Any pipeline and its protective devices in which the pressure does not exceed 2 bars above atmospheric pressure.

The first examination under the written scheme for new plant will be carried out before the complete system is taken into use for the first time.

Protecting the Public

We acknowledge and accept our duty to take all reasonable steps to ensure the health and safety of people who are not in our employment such as members of the public. When our work activities meet members of the public we will carry out risk assessments to assess the risks to them.

We will plan, provide and maintain suitable perimeters and barriers at locations where it is necessary to separate the public and others from the work, based on risk assessment principles.

We will ensure access is controlled, based on risk assessment principles.

We will ensure specific hazards and risks are controlled. We will discuss with the relevant parties and take appropriate precautions where there are selected groups or persons which need special attention.

Where reasonable, any occupied premises will be fully or partially evacuated. The decision on evacuation will be made at the planning stage based on:

- The nature of our work areas.
- Who will be around?
- The extent and nature of the works.
- The risks to occupants.
- The time to complete the works.
- The significance of any risks associated with the evacuation.
- The cost of the evacuation including the costs of alternative arrangements.

Purchasing – Health and Safety Issues

All materials and equipment acquired by the school, or by individuals for use at work, must comply with the standards, codes and regulations prescribed by law and/or by the schools' requirements. Only those that can be safely accommodated and used within the school may be obtained. An individual wishing to acquire such materials or equipment should obtain all necessary information and undertake a risk assessment to demonstrate compliance with this requirement. This risk assessment should accompany the order and should be checked by the Premises Manager or Headteacher.

To monitor that the requirements of the purchasing policy are being followed, all equipment acquisitions must be approved by the school Health and Safety Coordinator.

Refusal to Work on the Grounds of Health and Safety

We have a commitment to health and safety, advising people of hazards, providing safety training and keeping the lines of communication open to encourage an atmosphere where people feel free to raise health and safety concerns at any time and provide the right to refuse work for health and safety reasons.

An employee may refuse to work or do work if he/she has reason to believe that:

- Any equipment, machine, device or thing they use or operate is likely to endanger themselves or another person.
- The physical condition of the workplace or environment in which they work or where work is likely to endanger them.
- Any equipment, machine, device or thing they operate or the physical condition of our workplace in which they work is in contravention and such contravention is likely to endanger themselves or another employee.

First Stage Refusal

- Upon refusing to do unsafe work, the employee is to immediately report the circumstances of the refusal to their Direct Line Manager. The Direct Line Manager is to inform the person in charge of health and safety.
- We will immediately investigate the report in the presence of the worker.
- During the investigation we will record as many details as possible regarding the refusal.
- The most senior person will only actively become involved if the refusal progresses to the second stage.

Second Stage Refusal

- If the employee is dissatisfied with the results of the investigation and has reasonable grounds to believe that the circumstances are still such that the work is dangerous, then they may continue to refuse to work.
- Upon the continuance of the employee's refusal to work, we will request the involvement of the Head Teacher.
- The Head Teacher will investigate the work refusal in the presence of the Direct Line Manager and the employee.
- Pending the investigation and the decision of the Head Teacher, the employee is to continue to remain at our workplace during their normal working hours unless the Head Teacher assigns the employee reasonable alternative work during those hours, or, if such an option is not practicable, the Head Teacher may give the employee other directions (which may include being sent home).
- No other employee is to be assigned to work that is being investigated unless that employee has been advised of the other employee's refusal and reasons for it and has signed a statement of being advised of the refusal.
- After the investigation, we will decide whether the machine, device, item or workplace is likely to endanger the employee or another person. This decision will be given in writing, as soon as practical.
- If we do not consider the refusal to be based on reasonable grounds, the employee is expected to return to work. If, however, the employee maintains

that they have reasonable grounds for refusing such work, we may seek further advice from our Health & Safety Advisors. If, however, no reasonable grounds exist for such further refusal, the employee may be subject to disciplinary action.

If an employee has acted in compliance with the refusal to work procedure, its regulations or an order made under them, they (or any person acting on their behalf) may not, because the employee so acted:

- Dismiss or threaten to dismiss the employee.
- Discipline or threaten to discipline the employee.
- Impose any penalty on the employee.
- Intimidate or coerce an employee.

Safeguarding Children and Young People

We have a duty of care to safeguard children and young people. A child or young person is anyone under the age of 18.

It is our policy to:

- Protect children and young people visiting; and
- Ensure that employees understand the overarching principles that guide our approach to safeguarding.

We aim to ensure that children and young people have a positive experience with us and that they do not experience abuse of any kind. We have a responsibility to promote the welfare of all children and young people and to keep them safe whilst in our care.

We recognise that the welfare of the child is paramount. We understand that there are four major types of abuse, these being:

- Physical.
- Sexual.
- Emotional and:
- Neglect.

Some children and young people may be particularly vulnerable because of past experiences.

We will put in place extra measures to safeguard children and young people who are disabled or from minority ethnic groups.

Everyone has the right to equal protection regardless of age, gender, disability, racial heritage, religious beliefs, sexual orientation, or identity.

To keep children safe whilst visiting we will:

- Recruit employees that have been vetted and have in place a valid up to date DBS certificate, which will be checked annually.
- Ensure that employees are informed about safeguarding arrangements and procedures.
- Ensure that we have whistleblowing procedures in place.
- Ensure that, where possible, no employee is left alone with a child or young person.
- Provide a safe physical environment for children and young people to be in.
- We will listen to and respect children and young people always.

Safeguarding is everyone's responsibility if an employee is worried about a child or young person they are instructed to report their concerns. Doing nothing is NOT an option. If they believe that someone is in immediate danger, they are instructed to call the police (999).

NSPCC types of Child Abuse

- Domestic
- Sexual
- Neglect
- Online
- Physical
- Emotional
- Child Sexual Exploitation
- Female genital mutilation (FGM)
- Bullying and Cyberbullying
- Child trafficking
- Grooming
- Harmful sexual behaviour

Child abuse is any action by another person, whether adult or child, that causes significant harm to a child. It can be physical, sexual or emotional, but can just as often be about a lack of love, care and attention. We know that neglect, whatever form it takes, can be just as damaging to a child as physical abuse.

Safety Signs, Signals and Notices



Safety signs are a useful way of communicating health and safety information. The Health and Safety (Safety Signs & Signals) Regulations covers various means of communicating health and safety information including acoustic signals (e.g. fire alarms), hand signals and the marking of pipework containing dangerous substances.





The regulations apply to all places and activities where people are employed. They require us to provide specific safety signs whenever there is a risk that has not been avoided or controlled by other means (e.g. by engineering controls and safe systems of work). Where a safety sign would not help to reduce a risk, or where the risk is not significant, there is no need to provide a sign.

The regulations also require us to:

- The use of road traffic signs to regulate road traffic.
- Use signboards (except fire safety signs, see below) to comply with BS 5378: Parts 1 and 3:1980.
- Use fire safety signs to contain symbols and comply with BS 5499: Part 1:1990
- The marking of dangerous locations and obstacles (e.g. where people may fall from a height or where there is low headroom) with stripes in built-up zones. The stripes will be yellow and black or red and white and will be at an angle of approximately 45°.
- Stores and areas containing significant quantities of dangerous substances will be identified by the appropriate warning signs, except where the labels on the containers can be seen clearly from outside the store and except where areas are marked in accordance with the Dangerous Substances (Notification and Marking of Sites) Regulations.
- Signboards will be illuminated, where necessary.
- Maintain the safety signs that are provided by them.
- Explain unfamiliar signs to our employees and tell them what they need to do when they see a safety sign.

The Health and Safety (Safety Signs and Signals) Regulations, although they use similar symbols, do not apply to labels used in connection with the supply of substances, products and equipment or the transport of dangerous goods, which is covered by other legislation.

SIGNBOARDS COMPLYING WITH THE HEALTH & SAFETY (SAFETY SIGNS & SIGNALS) REGULATIONS 1996		
Purpose	Shape & Colour	Example
Prohibition Must not do	Round Black pictogram on white background with red edging and diagonal line	
Warning	Triangular Black pictogram on a yellow background with black edging	

<p>Mandatory</p> <p>Must do</p>	<p>Round</p> <p>White pictogram on a blue background</p>	
<p>Safe Condition</p> <p>Emergency escape or First aid</p>	<p>Rectangular or square</p> <p>White pictogram on a green background</p>	 
<p>Fire fighting</p>	<p>Rectangular or square</p> <p>White pictogram on a red background</p>	

Sharps

Sharps include, 'Stanley' knife blades, scissors, knives, protruding nails, machinery with cutting tools and broken glass. Incidents involving sharps can result in cuts, abrasions and amputations and can lead to the risk of infection. It is important to carefully handle and dispose of sharp instruments to avoid injury and to other employees.

To help prevent the likelihood of injury to employees and others equipment will only be used by those who have been trained in its use.

Employees have a duty to ensure that they carry out a visual inspection of their work area and any packaging before carrying out their work activity to make sure that there is no risk of suffering cuts or lacerations from protruding nails or staples for example.

In the event of a glass breakage, employees are instructed to sweep the glass from the floor into a dustpan or brush the glass off the worktop into a dustpan. Never to pick up the glass with their bare hands and avoid using sponges or dish cloths to pick up the glass to prevent another person from getting injured.

When disposing of broken glass employees are instructed to:

- It will be carried on a tray or in a dustpan to the area that it will be disposed of.
- Place the broken glass immediately in the correct container to prevent it lying around for other people to become injured.
- Record the broken glass.

When moving unguarded sharps, they will not be carried around by hand and gloves will be worn, where required, to help prevent injury.

Slips, Trips and Falls

Slips, trips and falls are the most common cause of injuries in a workplace. We have a duty to protect persons visiting our premises from the risk of slips and trips. We have assessed the risks for slips and trips and falls. To prevent the occurrence of slips, trips and falls all employees have a responsibility to maintain a safe working environment.

To fulfil our duties, we will:

- Instruct all employees to maintain good housekeeping standards, keeping walkways free from obstructions and trailing cables.
- Instruct all employees to report any hazards that would result in a slip, trip or fall.
- Instruct cleaning employees to remove any waste daily to prevent the accumulation of waste.
- Carry out daily checks to ensure that the flooring is in good condition and free from any trip hazards.
- Instruct all employees that when spillages occur employees are to clean up promptly and any wet floors, floor signage is to be displayed clearly, however, where floors which people are required to use are to be dried so far as is reasonable.
- Encourage employees to wear appropriate footwear.

- Review accidents or incidents that have been caused by a slip or trip.
- Provide sufficient lighting to allow employees and others to move around our premises safely.
- Fix leaks promptly that are causing floors to become wet.
- Complete the appropriate risk assessments.

Falls are often discussed along with slips and trips, but they are very often much more serious and potentially fatal. Falling from height or falling from a vehicle are some common workplace accidents that can all be avoided by proper planning, assessments, training and supervision. Employees are to remember that what they might fall onto is also an important consideration when considering the potential risk of completing a task at height. Even falls from vehicles will be considered as these are also a common cause of workplace injuries.

Before any work at height is undertaken it will be suitably assessed to either avoid doing it at all or to work out the best and safest way to complete it. This includes the use of ladders through to scaffolds and access equipment. You are encouraged to speak to our safety advisors when planning any height work or before engaging contractors to complete this work for us.

Smoking

We will:

- Protect everyone against the effects of second-hand tobacco smoke.
- Promote health in our workforce.
- Support those people who would like to quit smoking; and,
- Comply with the Health Act.

Research has shown that exposure to tobacco smoke either directly, as a smoker, or indirectly due to passive smoking can cause cancer, heart disease and respiratory problems as well as many other illnesses and minor conditions. Ventilation or merely separating smokers and non-smokers within the same airspace does not prevent harmful exposure effectively.

We are required to ensure that smoking is prohibited in virtually all enclosed or substantially enclosed workplaces and public places and company vehicles.

We have a duty to ensure that people have the right to a smoke-free environment, and so are protected from the dangerous effects of tobacco smoke.

All areas of our premises are designated as non-smoking. Any employee wanting to smoke must use the designated area. Smokers are requested not to smoke immediately outside the premises. This applies to employees, visitors and contractors.

The management of us controlling smoking on our premises is intended to benefit all persons, whether employed by us or not. As part of our overall responsibility for ensuring that we protect people from the effects of tobacco smoke, we will inform them of the controls. We will monitor the no smoking policy and review when required.

Appropriate 'No Smoking' signs are clearly displayed. There will be no ashtrays or cigarette litter inside the building.

Any employee found smoking on the premises or in a vehicle may be liable to our disciplinary procedures. Any visitor or contractor found smoking in a no smoking area will be asked to stop or leave the premises. Those failing to protect others in this smoke-free environment may also face on-the-spot fines and/or possible criminal prosecution.

Special Areas for Consideration

Duty Supervision

Members of staff are allocated specific duties to be undertaken before school, during morning and lunchtime breaks and after school.

Students taking Medicines

Specific regulations and guidance is provided for all parents at the time of students' entry to the school roll. These are managed by the school's Student Welfare Officer.

Areas of Special Risk

The school will follow appropriate guidance issued in relation to the use of equipment or substances or the performance of activities recognised as being of special risk. The need for training in the use of equipment perceived to constitute a risk and the need for regular servicing and maintenance is acknowledged. The following areas/activities are recognised as potentially requiring additional attention in relation to management of health and safety and should all have their own safety codes:

- Design Technology, Food Technology and Art
- Science
- P.E. and Performing Arts (Dance/Drama)
- ICT
- The VI Unit

CLEAPPS- COSHH - DT and Science

AFPE – Physical Education

PEEPS – VI

Inclusion

TRNS School complies with the policy for Inclusion and all teaching and support staff should be familiar with this policy and supporting guidance.

The Headteacher is responsible for ensuring that there are adequate facilities and support staff to ensure the health, safety, and welfare of any student with SEN.

All teaching and support staff must be given any information about a student's needs and receive such training as is necessary for them to be able to support the student's learning, social and personal needs.

The SENCO and curriculum leaders must ensure that all risk assessments for curriculum activities are adapted as necessary to ensure the safety of any student.

Student Illness

In the case of students, parents are asked to provide an emergency contact number and to alert the school of any known health problems, e.g., diabetes, asthma etc. This record is kept electronically in the school's MIS. In the event of serious illness an ambulance will be called, parents contacted and asked to meet their child at the hospital.

Subcontractors

We are fully committed to ensuring the health, safety and welfare of any subcontractor visiting carrying out their work. To protect subcontractors so far as is reasonable it is our responsibility to make known to subcontractors any hazards that have been identified and may affect such persons. We will ensure that our control measures are communicated, understood and followed to prevent harm.

Where we have identified that certain activities are to be subcontracted we accept that we are responsible for ensuring that a subcontractor:

- Is competent to carry out the work for which they may be engaged.
- Is provided with all the information that they require to plan for the health, safety and welfare of their employees and anyone that could be affected by their work.
- Carries out any work in a manner that protects the health and safety of all who may be affected by the work.

To achieve the above, no subcontractor is permitted to commence work on our behalf until a 'Pre-Qualification Questionnaire' has been completed and approved and a signed acknowledgement has been received. Copies of the subcontractor's health and safety policy and Employer's Liability and Public Liability insurance certificates must also be provided.

A subcontractor may not subcontract part of the work for which he has been engaged without written permission.

Subcontractors are responsible for providing risk assessments and method statements for the work for which they are engaged. Where work involves the use of hazardous substances, COSHH assessments are to be accompanied by suppliers' safety data sheets and copies of any atmospheric monitoring carried out as required by any COSHH assessment are also to be supplied.

Subcontractors are responsible for providing evidence that persons working for them are suitably qualified and have received health and safety training.

When required to do so, subcontractors are to release their employees to attend inductions and toolbox talks. The subcontractor is also responsible for ensuring that all persons under their control are aware of the following:

- Fire procedures.
- First aid arrangements.
- Rules.

- Welfare arrangements.

Subcontractors are to ensure that all equipment used is fit for the intended purpose and in a good state of repair and that person's that will use it have received suitable training. Where equipment is subject to statutory inspection, copies of the most recent examination certificates may be requested. This applies to equipment owned by the subcontractor and equipment obtained on hire.

We reserve the right to inspect equipment being used by subcontractors and will halt the use of equipment we consider unsafe, until the equipment is made safe.

Where a subcontractor will be using highly flammable liquids, liquefied petroleum gasses (LPG) or compressed gas cylinders they are responsible for providing safe storage for these when they are not in use.

Subcontractors are responsible for providing, maintaining and enforcing the use of any personal protective equipment needed by persons working for them. Where the use of specialist equipment the subcontractor is responsible for providing copies of training certificates for all persons that will use such equipment.

Unless agreed in writing beforehand, subcontractors are responsible for ensuring that persons working for them have access to suitable first aid arrangements.

Unless agreed in writing beforehand, subcontractors are responsible for deciding for the safe disposal of any waste arising from their work, in accordance with current legislative requirements.

We reserve the right to order off the premises any subcontractor:

- Not complying with the requirements of this Health and Safety Management System.
- Not complying with risk assessments and method statements.
- Not complying with our rules.
- Not wearing the required personal protective equipment.
- Working in a manner considered to put the health and safety of any person at risk.

All subcontractors engaged by us are to comply with the policies and arrangements.

We reserve the right to submit copies of subcontractors' documents to our external Health and Safety Advisors for evaluation.

Training

Training is essential to help achieve competence. We intend to identify all training needs within and manage this accordingly. It is vital that employees receive suitable and sufficient training enabling them to work safely and avoid unnecessary risk.

At the time of induction and at periodic intervals thereafter we will consider the training needs of employees and organise appropriate training. We will provide the

necessary time, funding and resources to accomplish any training needs that are deemed necessary.

All new starters will be subject to our induction process prior to starting work. The induction process is designed to help new employees understand our fundamental safety arrangements. This will involve welfare, fire, action in the event of an incident, their individual responsibility for following school procedures, including their responsibility for reporting health and safety problems and how this should be done, any specific responsibilities they have in relation to health and safety, and general safety awareness training. Staff will be asked to indicate by signature that they have heard, read, and understood the instructions on Health and Safety given to them. All programmes address relevant health and safety issues: for example, the teaching programme in science education contains explicit reference to safety matters in school practical and laboratory work.

Additional training sessions on the key mandatory disciplines will be completed and recorded. Toolbox talks and specific job training for equipment and tasks will be assessed and completed. Shadowing and monitoring techniques will be used.

Following completion of initial induction training, a training needs evaluation will be conducted appropriate to the job and activities each person is likely to participate in. Training, instruction and supervision will then be organised to help safely integrate the employee into our workplace and activities.

To help us manage training, we will maintain records of training competencies. The records will be periodically reviewed to ensure competencies are achieved and maintained; this may involve refresher training for certain disciplines.

We will complete the training needs analysis and review this periodically.

Anyone undertaking training must themselves be 'competent' as defined in law, this means they are both experienced and qualified and aware of the legal requirements and best practice standards associated with the equipment or tasks being undertaken.

External certification from an accredited body is therefore going to provide the best training and defence in law, should we need to defend the training or competence of employees following an incident or accident.

Where training has been given by an employee with no qualifications but some experience, we are far less likely to be able to demonstrate competence to insurers or enforcement authorities.

We will decide what training can be undertaken 'in-house' and what requires external delivery.

Members of the school will not be expected to undertake any procedure for which they have not been adequately trained.

Students on placement will be informed about the Health and Safety requirements in their placement location as part of their preparation for placement.

The need for other specialist training should be identified by individual members of staff and should be directed to the Headteacher through Line Managers or The Health and Safety Committee.

Employee Rules

The following set of rules applies to all employees that work with us.

In the interests of health and safety it is important that employees cooperate with us and follow these rules.

Employees are responsible for the safety of themselves and that of others. We will ensure that rules have been communicated and are enforced.

Ignorance or breach of any safety arrangements we have introduced may lead to disciplinary action up to and including summary dismissal for gross misconduct.

General work procedures and rules - employees are to:

- Understand their responsibilities as an employee and comply with any rules and procedures that apply to them.
- Not use equipment until they have been provided with the necessary training and authority for use.
- Make full use of any guards and safety devices.
- Not operate any equipment if under the influence of drugs or alcohol.
- Not willingly cause damage to any work equipment.
- Use any personal protective equipment we provide and deem necessary for specific tasks.
- Use suitable footwear.
- Not endanger their own safety or the safety of others.
- Help achieve and maintain high standards of housekeeping.
- Not interfere with any safety arrangements or equipment we provide.
- Observe the total no smoking policy.
- Only use a mobile phone when it is safe to do so, employees are not permitted to use mobile phones when operating machinery.
- Not bring any personal electrical devices into work without permission.
- Report any faults or unsafe conditions.

Personal health - employees are to:

- Inform us of an injury, condition or illness that may affect their ability to conduct work safely or affect the safety of others.
- Inform us if they are taking prescribed drugs or medicines that may affect their performance at work.
- Report any incident, injury or ill health they believe has been caused at work.
- Inform us of any illness or condition that they believe could be affected further because of our work.
- Ensure any injuries or wounds receive appropriate attention.

Fire safety - employees are to:

- Be familiar with and follow our fire safety procedures.
- Co-operate with us and participate with fire safety drills.

- Not misuse or interfere with any portable firefighting equipment or any other fire safety devices.
- Not obstruct any escape routes or exits.

Drugs and alcohol - employees are to:

- Inform us if they have personal issues with drugs or alcohol.
- Not under any circumstances attend work if you are experiencing the effects of alcohol or illegal drugs.
- Not under any circumstances consume alcohol or use illegal drugs whilst at work.

Gross misconduct:

We expect employees to act responsibly at work and comply with our safety policies, rules and procedures. Failure to act responsibly may result with disciplinary action procedures being enforced ultimately leading to dismissal for acts of gross misconduct.

Examples of reasons for dismissal are as follows:

- Failure to comply with risk assessments and safe systems of work.
- Wilfully causing damage to work equipment.
- Wilfully interfering with safety devices or equipment including (but not limited to):
 - Fire safety equipment.
 - Removal of safety guards.
 - Using company equipment without due care and attention, including driving at excessive speeds.
 - Safety signs and instructions.
- Smoking in no smoking areas.
- Misuse of hazardous substances.
- Act of abuse or violence.

Key Holders:

When routinely unlocking and securing the building, or accessing the building out of hours, key holders are to consider their safety from the risk of violence, either from persons within the premises or following a break in, or where there could be a risk from live services, fire or damaged property.

Key holders are instructed not to attempt to enter the building alone if:

- There are signs of a break in – i.e. forced entry, broken locks or glass.
- The alarm is sounding – fire or intruder.
- They otherwise suspect there may be someone else in the premises.

The key holder is to delay entry until escorted by the police, service contractor or other employees. In all cases employees are to proceed with caution.

Use and Disposal of Solvents

We will ensure that the use and disposal of solvents is managed and maintained as required by law.

All employees will be trained and made aware of the correct use and storage of materials before using solvents. It is our responsibility to ensure that any employee using solvents are trained in their use.

We will ensure secure well-ventilated locations for the storage of such materials. It is the responsibility of the individual to use solvents only as instructed.

We will carry out a risk assessment of solvents that pose a risk to health and groundwater in the area they are to be used. This assessment will also consider if the process using the solvents will result in a loss that may present a pollution risk.

We will ensure that the amount of solvent purchased does not exceed the capacity of storage and will maintain records of how much solvent is purchased, when and from whom.

We will ensure the supplier provides an up-to-date material safety data sheet. This is to be read, understood and acted upon. The information provided concerning the safe use of the solvents will be used to prepare appropriate information to employees.

All relevant data sheets will be kept in a working file and available to all applicable employees.

Solvents will be delivered in appropriate, undamaged and clearly and properly labelled containers. All solvents will be stored in or on appropriate containers to avoid or contain any spillages or contamination.

We will conduct an annual solvent audit minimally. This will take account of how much solvent has been brought onto site, how much is currently on site and the amount of solvent used. This will allow the operator to detect any leaks. The solvents will be disposed of using a licenced waste carrier; the waste will then be disposed of at an appropriately permitted facility. A Consignment Note will be completed prior to dispatch of the load off site.

Use of Air Conditioning Units

We have a responsibility to ensure that the air conditioning units do not release harmful emissions into the air.

Air conditioning units are an important mechanical aid in making the workplace more comfortable when working in hot conditions. They also reduce the likelihood of windows being left open overnight and less chance of compromising our security.

We have a duty to maintain our air conditioning units. Air conditioning units will be regularly cleaned and properly cleaned to ensure that they remain in a good working order. We will also ensure that we regularly service and maintain our air conditioning units and/or refrigeration units.

Air conditioning units contain filters that purify the air reducing the likelihood of the spread of flu's and colds. However, we recognise that failure to maintain the equipment can cause viruses and bacteria to be circulated in the air leading to a cause of illness.

Many air conditioning units contain hydrofluorocarbons and they are a type of fluorinated greenhouse gas (F gas). We are responsible for ensuring that our leakage detection systems are inspected on an annual basis. We will maintain a checking routine to ensure that we meet our legal obligations.

We have a responsibility to prevent the leakage of F gases and if we identify a leakage of F gas we will ensure that we appoint a registered FGAS engineer.

Vibration - Hand-Arm

Our aim is to control the risks from Hand-Arm Vibration Syndrome (HAVS) and Carpal Tunnel Syndrome (CTS). Hand-arm vibration is vibration transmitted into the hands and arms when using hand-held powered work equipment. We recognise that continuous work processes of exposure to vibration will lead to the potential development of HAVS or CTS.

We have a duty to assess the risks to health from exposure to continuous levels of vibration and determine the control measures needed. To manage vibration, we will ensure that:

- Daily Exposure Action Value of $2.5\text{m/s}^2 \text{ A(8)}$ is not exceeded; and
- Daily Exposure Limit Value of $5\text{m/s}^2 \text{ A(8)}$ is not exceeded.
- When equipment is supplied to us that we obtain the information on the vibration emission. To help us manage vibration emission we will keep an inventory of the equipment and its vibration emission.
- We monitor exposure to HAVS and CTS through appropriate health surveillance, where levels indicate.
- Employees are informed, trained and instructed on the risks and precautions to be taken to protect themselves from developing HAVS and CTS.
- We use the most appropriate equipment for the job.
- Maintain tools to the manufacturer's specifications to avoid worsening vibration.
- Employees are aware not to use tools that would make the problem worse.
- We introduce effective control measures to ensure level of exposure to HAVS and CTS are eliminated or reduced as far as is reasonable.
- When we buy new equipment that we assess their vibration level and take this into consideration when selecting equipment.
- We provide the relevant personal protective clothing.
- All employees are aware of the symptoms of HAVS and CTS and to report to the Head Teacher when symptoms develop.

We recommend that if employees use hand-held powered work equipment for long periods they break up the time spent working with it, by working away from the tool for 10 minutes.

If employees experience any issues with Hand-Arm Vibration, then they are informed to advise their GP and the Head Teacher. They are instructed not to ignore the symptoms of Hand-Arm Vibration Syndrome.

Visitors

The school welcomes visitors in support of its training, teaching and enterprise activities. The school also recognises that children may sometimes be in the school buildings, either as part of consortium or partnership teaching or because of parental responsibilities of staff or students.

The control of visitors and contractors is essential. We have in place a reliable system to prevent unauthorised persons entering.

The school authorises the following, with the condition that all visitors must be supervised by their host, and children must be attended by an adult, at all times, and that these rules are strictly observed.

- Children of employees are permitted inside the school buildings but remain the responsibility of the employee and must be supervised at all times. Employees are required to sign in and out in the attendance book held in reception.
- Authorisation must be obtained from the Headteacher for visitors/children attending unofficial events run by members of staff.
- No school equipment may be used by unauthorised persons or by children.
- The school cannot be responsible for persons or children attending courses or events held within its buildings organised outside the school, e.g., Open Day events, Continuing Education/training courses, non-school of Education bookings, etc.

It is vital that we know who is on our premises at any time for the safety of everyone, enabling us to confirm to the fire and rescue service that all persons have evacuated in an emergency such as a fire. Therefore, visitors will be asked to sign a register upon their arrival.

All accidents are to be reported and details recorded. Investigations will be arranged where necessary to help prevent a repeat similar occurrence.

It is important that visitors and contractors park their vehicles responsibly. Vehicles are not to be parked making access difficult for emergency vehicles or others. No vehicle is to be left obstructing pedestrian routes, emergency exits, or other facilities designed to facilitate health, safety or fire arrangements.

We have a contracting vetting system in place and this is to be followed. Inductions will cover topics such as:

- Fire safety arrangements.
- First aid facilities.
- Welfare arrangements and facilities.
- Details of our policies and procedures relative to any work taking place.
- Any permit to work system in operation or required.
- Hazards.

Safety standards are to be reviewed regularly as and where contractors fail to maintain standards, suitable action will be taken to redress this.

Welfare and Working Environment

We aim to provide a safe working environment and to meet the welfare needs of all employees. To help us maintain the standards we strive to achieve, we expect employees to cooperate with us and follow our rules, policies and procedures.

Lighting is periodically assessed in our work areas to ensure the correct amount of natural light or illumination is available for working activities or moving around. Insufficient or too much lighting can have a detrimental effect on work, safety and health.

Emergency lighting is provided to facilitate the safe evacuation in the event of an incident occurring.

We understand it is important to maintain a reasonable working temperature and circulation of air. There are no set legal temperatures; however, guidance is available which sets out 'acceptable' lower limits of 16°C and 13°C, respectively. We will establish reasonable conditions and monitor as and when issues arise with thermometers.

We have considered the needs of employees and others and have provided a suitable quantity of toilets and washing facilities. Hot and cold running water is provided in sanitary conveniences along with suitable hand drying means.

It is important that employees take breaks, particularly if they are undertaking detailed and high concentration working periods. There are facilities to make hot and cold drinks. We request employees, in the interests of hygiene that this area is kept clean and tidy.

Sources for obtaining safe drinking water are provided. These will be identified at the time of induction for new employees.

Window Restrictors

Restrictors are fitted to prevent persons falling from windows.

It is our duty to ensure, so far as is reasonable, the health, safety and welfare at work of all employees. It is also our duty to conduct our undertaking in such a way as to ensure, so far as is reasonable, persons not in our employment who may be affected thereby are not exposed to risks to their health and safety. The care and controls in respect to vulnerable persons is expected to be higher than for the general population.

We are required to undertake the fitting of restrictors which limit the opening to 100mm in windows fitted above ground floor (where they are within 800mm of internal floor level).

Risk assessments are required to be carried out on vulnerable persons and reasonable steps taken to protect them. It will be explained to all employees during induction and refresher training that people do fall from unprotected windows and that we have a duty to protect them from so doing.

Woodworking

We are committed to ensure the highest standards of health and safety within our workshop.

We will ensure that the following is in place:

- Anyone working in the workshop must abide by all policies, follow the safety rules for each machine and procedure, and follow all instructions as per your training.
- Employees must know and fully understand the safe operation of each tool it uses. Only trained and competent persons over 18 years old will be allowed operate the woodworking machines.
- Statutory notices will be displayed. Good housekeeping will prevent build-up of flammable material.
- Proper apparel to work in the workshop must be worn.
- Personal protective equipment will be supplied as appropriate for the work to be done and it is to be worn as specified by the safety rules for each machine or procedure.
- Hand tools can be the cause of most workshop injuries. Ensure all hand tools are sharp and in good condition. Tools are to be put away and the work area cleaned before leaving.
- Machine layout will be planned to provide safe access and a clear working area for machinists.
- Machine guards will be provided as required by standards listed, and always used when machines are in motion. Systems of work will be monitored to ensure its correct use.
- Hazardous substance assessments will be available for all hazardous materials used, including wood dusts.
- Local exhaust ventilation will be installed and inspected regularly to reduce exposure levels of wood dust, glues, paints and wood treatment chemicals. Dust extraction equipment will be fitted on all machines which produce dust.
- Noise assessments will be available for all machines and processes where action levels are exceeded. Engineering methods of noise control will be used in preference to hearing protection for reduction of exposure to noise.
- Noise hazard zones will be established and signed, where applicable.
- First aid kits and a qualified first aider will be planned to be available whenever work is done using power machinery. Working alone on this equipment is not permitted.
- Adequate firefighting equipment will always be available, and emergency procedures for fire evacuation will be in place.

Work Equipment

The term work equipment is used to describe machines, tools, installations or equipment used for completing work whether owned or on loan/hire. The term is broad and applies to any work equipment we use.

We acknowledge our duties as stipulated in law and will satisfy these duties by adopting the following procedures:

A needs analysis will be conducted before acquiring any work equipment taking into consideration many aspects including the task the equipment is required to perform, where it is to be used, anticipated volume of work, operators training needs, safety etc.

Equipment will only be sourced from reputable dealers. Safety devices fitted such as emergency stop buttons, guards etc. will comply with current standards for like machinery.

A risk assessment will be conducted before use of any new work equipment commences. The outcome of the assessment will help determine if the equipment is safe for use or if additional control measures are required for user safety and for the safety of others.

Training will be provided for employees and anyone else authorised to use our work equipment. Training and supervision will continue until such a time when a user is deemed competent and supervision is no longer needed.

All training will be overseen and training records maintained.

All work equipment is subject to wear and the possible occurrence of faults, it is therefore necessary that we monitor and maintain equipment regularly. Manufacturer's recommendations will be followed for maintenance and inspection frequencies unless the scope of our work dictates these need to be changed, we will if necessary introduce our own maintenance and inspection program and regime.

We will ensure any statutory inspections or examinations are completed on time.

We appreciate that preventative maintenance is better than equipment failure; consequently, we rely on the Direct Line Managers and users of our work equipment to follow the adopted maintenance and inspection regime we decide upon.

Some maintenance tasks will be beyond the capability of employees, this we understand and it is our responsibility to identify such tasks and to appoint suitable contractors to conduct or assist with tasks.

Contractors engaged by us to undertake work will also be vetted for training, competency and maintenance of their own work equipment.

We expect all work equipment users to conduct a before use check to confirm equipment is safe for use. If problems are identified these are to be reported to ensure a repair is arranged. All faulty or damaged equipment must not be used until a suitable repair has been completed.

To help manage maintenance, inspection and repair of our equipment we will record all events and maintain documentation to support this. Any work conducted by contractors will be included.

Employees are not to use work equipment if:

- They have not received appropriate training.
- They are unfamiliar with the operation.
- The equipment is faulty, or they identify a fault.
- There is insufficient room around the equipment to work safely.
- Safety devices such as guards are not in place or are damaged.
- They require personal protective equipment and none is available.

Work Related Stress

We have a responsibility for the health, safety and welfare of our employees and recognise that their well-being is important to its success. The prevention and effective management of stress is our responsibility.

We believe that all employees have the right to expect that their working conditions and relationships will be such that they do not result in prolonged stress symptoms.

We are committed to:

- Preventing, in so far as is reasonable, employee stress resulting from work practices, excessive workloads or interpersonal relationships.
- Where work-related stress does occur, taking steps to minimise the impact of this stress on individuals.
- Providing training and support to help employees understand and recognise the nature, causes and management of work-related stress and to prevent or minimise work-related stress.

We will continuously assess and monitor the work-related stress levels of our employees through:

- Formal and informal supervision of employees.
- Formal performance appraisal of employees.
- Formal and informal meetings and discussions with employees.
- Formal and informal performance conduct and absence management.
- Meetings and discussions with employees.
- Investigation of comments and complaints from employees.
- Investigation of accidents, injuries, diseases, dangerous occurrences and other incidents.

If the work-related stress levels of one or more employees appear to be rising, we will take appropriate action.

We will provide reasonable support to all employees who are absent from work due to work-related stress, to assist their return to work.

Employees have a responsibility for their own work-related stress levels and are instructed to try to help themselves and their colleagues wherever possible. Employees are encouraged to make suggestions for reducing work-related stress.

Employees should discuss any problems if it is a cause of stress.

Normally, employees are to try to resolve problems informally. If the result of an informal approach is unsatisfactory, employees can raise the issue formally. Employees are to accept opportunities for counselling etc. when this is recommended.

Recognising the symptoms of stress in others:

- Increases in overall sickness absence, particularly frequent short-term sickness absence.
- Poor work performance: less output, lower quality, poor decision-making.
- Changes in relationships at work: conflict between colleagues.
- Changes in employee attitude and behaviour: loss of motivation or commitment, poor timekeeping, working longer hours but with diminishing effectiveness.
- Lack of enthusiasm.
- High accident rates.

In themselves

:

- Tiredness, aching muscles, disturbed sleep.
- Loss of appetite, indigestion, stomach problems.
- Loss of sexual drive.
- Dependence on alcohol or drugs, excessive smoking.
- Headaches.
- Inability to relax.
- A sense of being out of control.
- Difficulty retaining information.
- Poor concentration and indecisiveness.
- Worrying.
- Increased irritability.
- Increased incidence of frequent short-term sickness absence.
- Change in attitudes to work and colleagues.
- Feeling anxious or depressed.

Some of these symptoms may not be stress related but could indicate a more serious underlying condition.

Work Related Violence

A violent incident is any incident in which a person is abused, threatened or assaulted in circumstances relating to work.

We consider that work-related violence is unacceptable. Our aim is to reduce it to the lowest reasonable level, the likelihood of a person being exposed to violence and aggression while at work.

We will identify all activities where there is the potential for work-related violence and will ensure that the risk assessments for these activities consider the hazards of violence and aggression. This will include activities involving direct contact with members of the public or involving the handling of money and/or desirable goods.

Where employees are exposed to risks of work-related violence, we will inform them of the findings of the relevant risk assessments and we will seek to reduce these risks to the lowest reasonable levels by implementing engineered and procedural control measures. Where we identify that training and instruction will help to reduce risks, employees will be provided with such training. This will include, but will not be limited to:

- How to identify potential incidents of violence before they happen.
- How to prevent incidents from developing.
- Appropriate behaviour for providing non-confrontational services.
- Actions to take in the event of a violent incident.

If employees feel that they are losing control of a situation or that the other person is becoming aggressive, they are instructed to try to withdraw and obtain assistance. The type of assistance provided will depend on the situation. If we consider that it is the best way to calm a situation, an aggressive person will be asked to leave the premises.

If it is believed that an aggressor is in possession of an offensive weapon, then the police will be called immediately (preferably unknown to the aggressor). Employees are instructed not to attempt to disarm an assailant unless personal injury is imminent. They are not to pick up an object to use as a weapon except in self-defence.

Safety is paramount and entirely outweighs the value of any money or property that could be stolen. Employees are not expected to foil a raid or to try to prevent theft, if doing so would put any person's life in danger.

Violence or the fear of violence from can seriously impact on working and home life and can cause depression and stress. Where the risk of violence has been identified employees are to follow the advice and instructions as required. Violence 'triggers' can very often be avoided with good training and preparation. If employees experience a violent incident, they are instructed to report it so other employees are made aware and changes can be made in the support offered.

All incidents involving work-related violence or aggression will be recorded. This applies to incidents where there are no injuries as well as to those where injuries occur.

Working at Height

We recognise the dangers of working at height and acknowledge our duties. Employees are instructed to understand that working at height is one of the biggest

causes of major injuries and fatalities every year. Therefore, wherever possible we will avoid the need to work at height and where we must, we will ensure it is properly risk assessed and follows a logical and prescribed hierarchical approach.

There are many hazards involved with working at height, most of which are simple to avoid, they involve:

- The correct use of steps, ladders and 'step up' stools.
- Not climbing on chairs or tables.
- Not overreaching when using equipment.

The 'hierarchical approach' is the step by step process of managing risk. In summary, this involves:

- Preventing falls by using safe and correct equipment.
- Reducing the distance and consequence of any potential fall.
- Providing good safe access to get to where a person needs to go.
- Checking the equipment, not ignoring defective or damaged kit.
- Not overloading or overreaching.
- Protecting the area below.
- Planning for emergencies or evacuations.

All employees required to work at height will undergo training applicable to the method selected for working at height and for the environment in which the work occurs. Training will be periodically repeated to help maintain skills and competence. Information relating to each task undertaken by us and along with a comprehensive list of associated hazards, general and common to the work location will be conveyed prior to the commencement of each activity.

We understand that we must do all that is necessary to prevent anyone falling. Employees and others required to work at height are to follow safe working practices. When working at height we will appoint a competent person to take charge, they will prepare a method statement and risk assessment for the work. Safety procedures are to be understood by all employees involved and be in place prior to starting any work.

Working at height assessments and controls are also required where there is a risk of falls at ground level. Before undertaking any significant work or activities in these areas, safety briefings are required and suitable controls will be in place.

Employees using a stepladder to carry out a work at height task are instructed to:

- Check for signs of obvious damage, such as big dents, loose rungs or fittings and if noted, not to use them.
- Check all four stepladder feet are in touch with the ground, rubber feet attached, and the steps are level.
- Only carry light materials and tools and DON'T overreach.
- Do not stand and work on the top three steps unless there is a suitable handhold. (Includes the top platform).
- Ensure any locking devices are engaged.
- Ask a colleague to steady the steps and pass items up or down.

- Not attempt the task if they are worried or uncertain.
- Try to position the stepladder to face the work activity and not side on. However, there may be times when space does not allow for this.
- Try to avoid work that imposes side loading.
- If unavoidable, they are to ensure that the steps are held by a colleague or consider waiting for others to assist them.
- Maintain three points of contact at the working position e.g. 2 feet and 1 hand or when both hands required, 2 feet and the body or belly or 2 feet and knees.
- When deciding if it is safe to use no hands on the ladder whether it is light work, whether it avoids side loading, whether it avoids overreaching, whether the stepladder can be tied and whether a handhold is still available to steady themselves before and after the task.

Using a step up stool:

- Employees are to ensure to wear sensible shoes, not heels or flip flops.
- Employees are instructed not to overreach or twist or stretch up to tip toes.
- Employees are instructed to be sure to ensure the step; stool is undamaged before use.



Workplace Housekeeping

We will consider housekeeping issues on a day to day basis and all employees have a general responsibility to keep the work areas tidy and report hazards.

Effective housekeeping can eliminate some hazards and help get a job done safely and properly. Poor housekeeping can frequently contribute to accidents by hiding hazards that cause injuries. If the sight of paper, debris, clutter and spills is accepted as normal, then other more serious health and safety hazards may be taken for granted.

Housekeeping is not just cleanliness. It includes keeping work areas neat and orderly, maintaining corridors and floors free of slip and trip hazards and removing waste materials and other fire hazards. It also requires paying attention to important details such as the layout of the whole workplace, aisle marking, the adequacy of storage facilities and maintenance. Good housekeeping is also a basic part of accident and fire prevention.

Effective housekeeping is an on-going operation: it is not a hit-and-miss clean up done occasionally. Periodic "panic" clean ups are costly and ineffective in reducing accidents.

We will adopt a "clean as you go" policy. Poor housekeeping can be a cause of accidents, such as:

- Tripping over loose objects.
- Being hit by falling objects.
- Slipping on greasy, wet or dirty surfaces.

- Striking against projecting, poorly stacked items or misplaced material.
- Cutting, puncturing, or slashing the skin of hands or other parts of the body on projecting nails, wire or steel strapping.

To avoid these hazards, we will maintain order throughout a workday. Although this effort requires a great deal of management and planning, the benefits are many.

Effective housekeeping results in:

- Reduced handling to ease the flow of materials.
- Fewer tripping and slipping accidents in clutter-free and spill-free areas.
- Decreased fire hazards.
- Lower worker exposures to hazardous substances.
- Better control of tools and materials, including inventory and supplies.
- More efficient equipment clean-up and maintenance.
- Better hygienic conditions leading to improved health.
- More effective use of space.
- Reduced property damage by improving preventive maintenance.
- Less Premises Manager cleaning work.
- Improved morale.
- Improved productivity.

A good housekeeping program plans and manages the orderly storage and movement of materials from point of entry to exit. It includes a material flow plan to ensure minimal handling. The plan also ensures that areas are not used as storage areas by having employees move materials to and from areas as needed. Part of the plan includes investing in extra bins and more frequent disposal.

The costs of this investment will be offset by the elimination of repeated handling of the same material and more effective use of employees' time. Often, ineffective or insufficient storage planning results in materials being handled and stored in hazardous ways. Knowing the layout and the movement of materials throughout will help to plan procedures.

Worker training is an essential part of any good housekeeping program. Employees will be informed of how to work safely with the products they use. They also will be informed of how to protect other employees such as by posting signs (e.g., "Wet - Slippery Floor") and reporting any unusual conditions.

Housekeeping order is "maintained" not "achieved." Cleaning and organisation will be done regularly, not just at the end of the shift. Integrating housekeeping into jobs will help ensure this is done. A good housekeeping program identifies and assigns responsibilities for the following:

- Day-to-day clean up.
- Waste disposal.
- Removal of unused materials.
- Inspection to ensure clean-up is complete.

Employees are instructed to not forget out-of-the-way places that would otherwise be overlooked. The orderly arrangement of operations, tools, equipment and supplies is an important part of a good housekeeping program.

The final addition to any housekeeping program is inspection. It is the only way to check for deficiencies in the program so that changes can be made.

Young Persons

We recognise our responsibilities and we will carry out a specific risk assessment for young persons (those under 18), considering:

- Inexperience, lack of awareness of risks and immaturity of young people.
- The workplace and equipment.
- The nature and degree of exposure to harm.
- The organisation of processes and activities.
- Training and competence.

When employing a young person or accepting a work placement, we will:

- Decide to make an offer of employment to a person under the age of 18; we will contact our insurance company to ensure that our Employers' Liability Insurance policy covers us for this type of employment.
- Complete a risk assessment considering specific factors such as immaturity, inexperience and lack of awareness, medical conditions and physical and learning disabilities of the young person or child.
- Look back at our accident and ill health records as these often help to identify the less obvious hazards.
- Contact the local authority to apply for a work permit if the child is under compulsory school leaving age.
- Think about long-term health hazards, such as high noise levels or exposure to harmful substances, as well as more common site hazards.

We will consider whether:

- A young person or child should be undertaking the task.
- The work is beyond their physical or psychological capacity.
- The work involves exposure to harmful substances which may be toxic, carcinogenic, potentially causing heritable genetic damage or harm to an unborn child, or which in any other way might chronically affect human health.
- There is a risk from extreme cold or heat, noise or vibration.

When controlling risks, we will apply the principles below, if possible in the following order:

- Prevent access to the hazard, for example, by prohibiting access by the young person or child.
- Organise work to reduce exposure to the hazard, consider task rotation.
- Provide increased or full-time supervision for the young person or child.

- Issue personal protective equipment that is intended specifically for young people or children as adult equipment may not be a true fit and consequently be ineffective at controlling the risk.
- Explain welfare facilities, for example, first aid and washing facilities for the removal of contamination.

We will remember to prioritise and tackle the most important things first.
We will share the findings of the risk assessments with guardians where appropriate.

Where a person is under the minimum school leaving age, the findings of risk assessments will be brought to the attention of the child's parents or guardians and explained in full.

Training will include the basic induction training offered to all employees. In addition, we will identify and make the young person or child aware of the specific issues that might affect them. Emphasis will also be required on issues such as horseplay and practical jokes.

An introduction is required to the employee who will be supervising the young person or child. We will ensure that good communication is maintained with any young person or child and that, where necessary, any conversation about health matters are held in private and with a parent, guardian or other responsible adult.



Chapter 4. Advice and Information

Health and Safety Advice

It is important that we can obtain advice, guidance and information regarding safety; a firm understanding of our duties and responsibilities will help us act accordingly and fulfil any statutory requirements we need to comply with.

Wirehouse Employer Services Limited provides us with competent health and safety advice and support. They are our nominated health and safety service provider. They are not responsible for the day to day management of health and safety that applies to us, employees have been nominated and duties assigned to ensure we meet any statutory requirements imposed on us.

Services available to authorised employees include the following:

- Wirehouse Employer Services online – Employees with authorisation and access can logon to the Wirehouse webpages. Information available includes documentation and guidance on key safety issues such as risk assessment. In addition, we can also gain access to an electronic copy of our Health and Safety Management System.
- 24-Hour Advice Line – We have arranged for 24-hour support using the Wirehouse Employer Services Health & Safety Advice Line. A safety consultant will handle your call and respond to your query.

Please note this service is restricted to authorised employees only.

The Health and Safety Executive offers advice, information and guidance. A variety of safety regulations are available and can be downloaded from their website.

Internet access:

General Guidance	
http://www.hse.gov.uk/	Use the search engine to locate guidance.
http://www.hse.gov.uk/pubns/priced/hsg65.pdf	General guidance on safety management systems.
http://www.hse.gov.uk/work-at-height/index.htm	Pages of guidance on issues around working at height.
http://www.hse.gov.uk/work-at-height/using-ladders-safely.htm	Links to safe use of ladders and steps.
http://www.hse.gov.uk/toolbox/electrical.htm	Information on electrical safety.
http://www.hse.gov.uk/pubns/indg368.pdf	A brief guide on how to engage and manage contractors.
http://www.hse.gov.uk/pubns/manlift.htm	Industry specific guidance on manual handling.
http://www.hse.gov.uk/legionnaires/workplace-risks.htm	Legionella (water safety) issues explained.
http://www.hse.gov.uk/pubns/indg214.pdf	First aid requirements explained.
http://www.hse.gov.uk/risk/controlling-risks.htm	Risk assessment explained – links to HSE examples.
http://www.hse.gov.uk/work-equipment-machinery/power.htm	Guide to managing work equipment – including machinery and guarding issues.

http://www.hse.gov.uk/office/	Office safety issues (slips trips, display screen home working).
Industry Specific Guides	
http://www.hse.gov.uk/vibration/hav/vibrationcalc.htm	Vibration calculator tool



Chapter 5. Forms

A variety of forms are available to view, print and modify from Guardian. We have listed the forms that we suggest you implement as part of this Health and Safety Management System below. Some of these forms are also attached.

Construction Safety Templates

- Ladder Inspection Form
- Leptospirosis Information Card
- Permit to Work - Confined Space
- Permit to Work - Overhead Work
- Working at Height Equipment Inventory Checklist
- Working at Height Method Statement Checklist

Environmental Safety Templates

- Environmental Register of Legislation

Expert Guides

- A variety of expert guides are available to view, print within Guardian, located in the reference library.

Fire Safety Templates

- Carbon Monoxide Alarm Testing
- DSEAR Risk Assessment
- Emergency Evacuation Procedures
- Emergency Fire Evacuation Report
- Fire Action Notice
- Fire Assessment Checklist
- Fire Door Safety Checklist
- Fire Evacuation Plan
- Fire Logbook
- Fire Warden Checklist
- Personal Emergency Evacuation Plan

Food Safety Templates

- Ambient Buffet Temperature Monitoring Form
- Cooked and Reheated Food Temperature Monitoring Form
- Cooling Temperature Monitoring Form
- Corrective Action Log
- Critical Control Points
- Daily Closing Checks
- Daily Opening Checks
- Defrosting Temperature Monitoring Form
- Dishes and Their Allergen Content
- Dishwasher Temperature Monitoring Form
- EpiPen Employee Notice – Food Allergy
- Fitness to Work Assessment
- Food Allergen Poster
- Food Delivery Monitoring Form
- Food Hygiene Training Record
- Food Safety Checks – Week Sheet
- Food Supplier Questionnaire
- Food-Borne Illness Complaints Form

- Fridge & Freezer Temperature Monitoring Form
- HACCP Form
- Health Screening Questionnaire for Food Handlers
- Hot Holding & Ambient Temperature Monitoring Form
- Hygiene Inspection of Food and Delivery Vehicles
- Pest Control Log
- Probe Calibration Monitoring Form
- Recipe Card
- Weekly Cleaning Schedule

General Safety Templates

- Accident / Incident Investigation Form
- Approved Contractors Register
- Asbestos Management Plan
- Child Accident / Incident Reporting Form
- Cleaning Record Log
- Daily Machinery Safety Checks
- Dynamic Risk Assessment
- Electrical Equipment Register
- Emergency Procedure Card
- EpiPen Employee Notice – Food Allergy
- Eyesight Test Request Form
- Gas Appliance Register
- Gas Appliance Testing & Inspection
- Hazard Identification Form
- Hazard Reporting Form
- Hazardous Substance Inventory Sheet
- Health & Safety Agenda and Minutes
- Health and Safety Information for Contractors
- Incident Log
- Maintenance of Welfare Facilities Record
- Method Statement
- Near Miss Reporting Form
- Non-Electrical Work Equipment Register
- Notice of Health & Safety Work Refusal Form
- Personal Protective Equipment Issue Record
- Point of Works Risk Assessment
- Portable Appliance Register
- Pre-selection Contractor Information Record
- Risk Assessment and Method Statement Review
- Safe Operating Procedure Register
- Safe Operating Procedure
- Shower Head Cleaning Log
- Subcontractors Pre-Qualification Questionnaire
- Supplement for Vehicle Related Accidents
- Task Specific Method Statement
- Vehicle Checklist
- Vehicle Inspection
- Violent Incident Report Form
- Visitors Record
- Weekly Flushing of Infrequently Used Outlets

- Weekly Machine Safety Checks
- Witness Statement
- Work at Height Hazards Identification Checklist
- Work Equipment Register
- Yearly Planner

Guidance Notes

- A variety of guidance notes are available to view, print within Guardian, located in the reference library.

Guardian Policies

- A variety of policies are available to view, print and modify within Guardian, located in the reference library.

Individual Person's Risk Assessment

- Asthmatic Workers
- Diabetic Workers
- Display Screen User Assessment
- Driver Risk Assessment
- Health Screening Questionnaire
- Home Workers Assessment
- Individual Workers
- New and Expectant Mother's Risk Assessment
- New and Expectant Mother's Risk Assessment with COVID-19
- Older Workers
- Stress Audit Questionnaire
- Upper Limb Disorders
- Young Person Risk Assessment

Monitoring Forms

- Access & Egress Workplace Checklist
- Annual Business Review and Health Check
- Display Screen Equipment Management Checklist
- Equality Act Audit Access Checklist
- First Aid Kit Checklist
- Hazardous Substance Checklist
- Kitchen Inspection Checklist
- Maintenance Activities Checklist
- Occupational Health & Safety Checklist

Qualitative Risk Assessment

- A variety of qualitative risk assessments are available to view, print and modify within Guardian, located in the reference library. There are also some qualitative risk assessment manuals.

Quantitative Risk Assessment

- A variety of quantitative risk assessments are available to view, print and modify within Guardian, located in the reference library. There are also some quantitative risk assessment manuals.

Toolbox Talk Manuals

- A variety of toolbox talk manuals are available to view, print and modify within Guardian, located in the reference library.

Toolbox Talk Presentations

- A variety of toolbox talk presentations with transcript notes are available to view, print and modify within Guardian, located in the reference library.

Toolbox Talks

- A variety of toolbox talks are available to view, print and modify from Guardian, located in the reference library.

Training Safety Templates

- Health and Safety Acceptance Form
- Health & Safety Induction Form
- Individual Training Log
- Training Matrix



Accident, Incident Investigation

Name of person completing this form
(print name)

Accident, incident details

Date of accident,
incident:

Time of accident,
incident:

Location:

A brief description of the
activity:

Injured Persons Details

Name of employee:

Employee reference number:

Home address:

Contact telephone number:

Nature of injury/damage:

Details of witnesses

1 Print name

2 Print name

3 Print name

RIDDOR

Is this reportable?

Yes

No

Has this been reported?

Yes

No

N/A

Details

Explain how the accident,
incident occurred:

What were the immediate
causes?

What were the underlying
causes?

Training and competence		Yes	No
Were risk assessments prepared for this activity? • They may need to be reviewed.			
Were the risk assessments communicated? • Assess the need for retraining.			
Were safe procedures being followed? • Assess the need for a review.			
Has training or a briefing been previously undertaken for this task, situation?			
Was the person fit and able to perform the task or activity being completed?			
Comments			
Action taken to prevent reoccurrence		Date and initials	
1.			
2.			
3.			
Additional details			
Witness Statements attached?	Yes		No
Are photographs attached?	Yes		No
Have insurers been informed?	Yes		No
Details of the person completing this statement			
Name (please print)			
Signature:			
Date:			
Data protection			
The person completing this form should ensure that they treat any personal data collected during the accident report, witness statements and any other associated documentation containing personal data, particularly health data, in accordance with the organisation's data protection policy / policy on processing special categories of personal data. In addition, they should adhere to how data is used and which third parties it can be shared with, as per the employee privacy notice.			

Display Screen Equipment Checklist

	Yes	No
Have assessments been carried out of all workstations/ users?		
Is the prolonged use of laptops without separate keyboard, screen, mouse etc. avoided?		
If the assessments are carried out as 'self-assessments' are these either conducted by users following a training programme, or backed up by on the ground checks by a trained workstation assessor?		
Have Line Managers followed up on actions arising from workstation assessments?		
Is there a schedule to ensure that workstation assessments are reviewed regularly (e.g. annual or biannual) and also if there are changes in the matters to which the assessment relates, e.g. office moves?		
Are workstation assessments reviewed as part of a pregnant worker assessment process?		
Are users provided with appropriate health and safety training regarding DSE use including advice on mobile working where applicable?		
Have the users been trained in use of the software packages they are expected to use?		
Are 'users' informed of how to obtain eye and eyesight tests and are these provided or reimbursed on request?		
Where required, are spectacles provided by the employer to correct vision defects at the viewing distance(s) used for the display screen work?		
Do sickness records reveal absences due to soreness or tenderness of the fingers, wrists, elbows, back, legs or arms associated with DSE use?		
Do staff know who to report to, if they suspect they have ill health symptoms which are work related?		
Do staff take regular breaks away from the screen (this includes carrying out non-DSE tasks)?		
Is the working environment comfortable for users including control over excessive noise distraction, suitable lighting, the avoidance of glare, reasonable temperature and ventilation and sufficient space for the tasks in hand?		

Comments

Managers Name		Signature	
Date		Time	



Health & Safety Acceptance

Employee
Name:

Date:

Our Duty and Responsibility

We fully accept our health and safety duties and responsibilities. We have in place an effective safety management system to protect employees and others from harm. Any information, training, procedures or equipment needed to enable an employee to work safely is provided.

Your Duty as an Employee

As an employee you have a duty:

- To take reasonable care of your own health and safety, and of actions that may affect the safety of others.
- To cooperate with us and the provisions we introduce to satisfy and comply with any statutory requirements applicable to us.
- To not interfere, misuse or willingly interfere with any equipment we introduce for reasons of health and safety.
- Wear personal protective equipment as instructed, look after items issued and report any defects.

You are responsible for your own acts and your omissions.

Employee Acceptance

I have read the health and safety policy statement and safety handbook as provided to me. I fully understand my responsibilities and duties at work. By signing this form, I am confirming acceptance of my duties and responsibilities assigned to me. I acknowledge all rules, safe working procedures and policies and intend to comply with these during my employment.

Employee Name

Employee Signature

Date

Please ensure this form is completed and returned.

		<h2>Health & Safety Induction</h2>	
Employee Name:		Date:	

Serial Number	Action	Key Points	Completed	
			Yes	No
1.	Tour of Workplace	A tour of the building and proposed area of work has been conducted.		
2.	Significant Hazards	During the tour information was passed on regarding significant hazards particular to the workplace.		
		Hand tools, chemicals, fumes, fire, work equipment, knives, waste products, forklift, welding, machinery.		
3.	Fire Safety	Information was provided including: <ul style="list-style-type: none"> The alarm and sounding the alarm. 		
		<ul style="list-style-type: none"> Routes and exits. 		
		<ul style="list-style-type: none"> Firefighting appliances. 		
		<ul style="list-style-type: none"> Assembly location. 		
		<ul style="list-style-type: none"> Role of the Marshals. 		
4.	First Aid and Accident Reporting	Information was provided including: <ul style="list-style-type: none"> Location of first aid box. 		
		<ul style="list-style-type: none"> Where and how to summon help. 		
		<ul style="list-style-type: none"> Accident/incident reporting. 		
5.	Welfare Facilities	Information was provided including: <ul style="list-style-type: none"> Location of toilets and hand wash facilities. 		
		<ul style="list-style-type: none"> Employee rest room and facilities, including tea/coffee making etc. 		
		<ul style="list-style-type: none"> Changing facilities. 		
Managers Name			Signature	
Date			Time	

(New contractors or different employees visiting our premises are required to read, agree and sign the attached)

Health and safety regulation requires information to be given to contractors working on our premises. Ensure that the *relevant* information has been communicated to them – either written or verbally and that they sign indicating that this exchange has taken place and has been understood. You may wish to refer to our procedures or risk assessments. Retain this information for our records.

- Explain parking arrangements.
- Explain our emergency and evacuation procedures.
- Enforce no smoking.
- Check that they have complied with our Subcontractor Pre-Qualification Questionnaire.
- Check whether a risk assessment is required.
- Detail welfare facilities.
- Explain key site hazards – e.g. workshop equipment, noise, forklifts, welding, yard vehicle movements.


I confirm that I have received and understood the safety information given to me as part of the contractor information procedure.

I am aware of my own responsibility to work safely and responsibly when undertaking my work and not to expose myself or others to unacceptable risks. I will leave the site in a safe condition.

If I am unsure about undertaking any part of the work on site, I will seek information from the site contact.


Name		Signature	
Date		Time	
Company Name			

This form to be retained for reference in the site records

		Incident Log	
Incident Number		Date & Time	
Employee		Manager	
Brief description of what happened.			
Why did this occur?			
Immediate action taken.			
Follow up action taken.			

What further action is required to ensure this does not happen again?			
Any training – toolbox talks required?- Please Detail			
Risk assessment reviewed?			
Yes	No	Date	
All actions completed?			
Yes	No	Signature:	Date:

Pass this form to the office.

		Young Person's Risk Assessment	
Employee Name		Date	

Job title:	
Description of duties:	
Date of assessment:	
Name of assessor:	

1. Will any aspect of the work:	Yes	No
• Be beyond the person's physical capability?		
• Be beyond the person's psychological capability?		
• Involve harmful exposure to radiation?		
• Involves risks to health from noise, vibration or extreme heat or cold?		
• Involve harmful exposure to any agent that can chronically affect health, including those with toxic or carcinogenic effects or those that could cause genetic damage?		

2. Supervision	Yes	No
Are arrangements in place to ensure that the young person works under proper supervision by a competent person?		

3. Are any additional precautions required to take account of:	Yes	No
• The person's lack of experience, immaturity and lack of awareness of potential risks?		
• Any personal factors that may increase the risk of injury?		
• The nature and layout of the work area?		
• The types of equipment used and work activities to be undertaken?		
• Exposure to harmful substances?		

4. Has information and instruction been provided to the young person on:	Yes	No
• Personal responsibilities.		
• The importance of good housekeeping.		

4. Has information and instruction been provided to the young person on:	Yes	No
• Areas that are out of bounds and the reasons why they are out of bounds.		
• The location of welfare facilities.		
• The arrangements for first aid facilities, the locations of the facilities and how to contact a first aider.		
• The fire evacuation procedure.		
• The dangers of horseplay.		
• Location of health and safety information and key health and safety personnel.		
• Accident reporting procedure.		
• Particular hazards associated with the work area.		
• Safe working practices to be followed at all times.		
• The correct equipment to use for moving and handling loads.		
• Those items of machinery and equipment that must not be operated and explanation as to why.		
• Those items of equipment that may only be used after specific training or under close supervision.		
• The importance of reporting equipment faults and the procedure for doing so.		
• The substances that are in use within the workplace, their storage arrangements and the safety precautions to be followed when handling them.		
• The PPE that is provided, how it is to be worn and the arrangements for changing, cleaning, maintenance and storage.		
• The safety equipment provided, what it is for and how it is used.		

5. Information for Parents	Yes	No
Where a child is employed, have the findings of the risk assessment and details of the protective measures to be taken been communicated to their parents or guardians?		

6. Work Experience Placements	Yes	No
For children and young persons on work experience and other relevant schemes, has this risk assessment been completed in conjunction with a work placement assessment carried out by the school or college.		

For all hazards and issues that are identified as requiring action above (i.e. 'yes' answer given to sections 1 or 3, or 'no' to any other section) then the following table must be completed. Once the remedial action has been put in place, the 'Completed by and date' column should be filled in.

ACTIONS:

Issue / Hazard	Action Required	Responsible Person	Completed by (date)
1.			


2.			
3.			
4.			
Arrangements for Supervision:			

Signature of Assessor		Date:	
Signature of Employee		Date:	

Note: A "young person" is someone who is not yet 18 years old and a "child" is someone who is not over school leaving age (approximately 16 years).

Children under 13 years old are generally prohibited from any form of employment.

Children between 13 and the minimum school leaving age (approximately 16 years) require a permit to work, which is issued by the Education and Welfare Officer of the local authority.

		New and Expectant Mothers Assessment	
Employee Name		Date	
Employee Signature			

Important Notes:

- This assessment should be completed by both the pregnant woman and a supervisor. It should be signed by both to indicate that the answer to each question and the suggested control measures are agreed.
- The assessment may need to be reviewed more than once as the pregnancy or return to work develops. It should always be reviewed at the request of the New and Expectant Mother.
- The assessment should clearly state what control measures are already in place and indicate the new control measures required – confirmation regarding the implementation of new control measures should be given in the comments section.

Assessment prepared by:					
Signature:					
Is this the first NEM assessment for this pregnancy?				Yes	No
Has the NEM named above taken part in this assessment?				Yes	No
1 - Movement and Posture	Yes	No	N/A	Control Measures	
Does the job involve awkward twisting or stretching					
Does the woman have to stand for periods of, for example more than two-three hours without a break?					
Does she have to sit for periods of more than two-three hours?					
Are there space restrictions (for example, working behind a desk)? If yes, will these cause more restricted movement as the pregnancy develops?					
2 - Manual Handling	Yes	No	N/A	Control Measures	
Does the job involve twisting, stooping or stretching to lift objects?					
Does the job involve the lifting, pushing or pulling of heavy loads?					


Does the job involve rapid repetitive lifting (even of lighter objects)?				
Does the job involve lifting objects that are difficult to grasp or awkward to hold?				
3 - Protective equipment and uniforms	Yes	No	N/A	Control Measures
If the woman needs to wear protective aprons/overalls etc. are they provided in suitable sizes?				
If uniforms are obligatory are they provided in maternity sizes?				
Are the materials used comfortable for all pregnant women to wear?				
4 - Hazardous substances – infection risks & chemicals	Yes	No	N/A	Control Measures
Are there any infection risks in the work? For example: Clearing up spilled body fluids/disposing of used syringes.				
Work with raw meats?				
If yes to either of the above, are hygiene precautions adequate?				
Are any chemicals used at work known to be of risk to women of childbearing age? If yes to above, are pregnant workers kept away from work that could increase exposure?				
5 - Working Time	Yes	No	N/A	Control Measures
Is the woman expected to work long hours or overtime?				
Does she have some flexibility or choice over her working hours?				
Does the work involve very early starts or late finishes?				
Does the work involve night work between the hours of, for example, 11pm to 7am?				
6 – Work Related Stress	Yes	No	N/A	Control Measures
Are there tasks which are known to be particularly stressful, for example dealing with irate customers?				
Are colleagues and supervisors supportive toward the pregnant worker?				

Is the woman aware of what to do if she feels she is being bullied or victimised?				
Has the individual risk assessment taken into account any concerns the woman has about her own pregnancy?				
7 - Extreme Cold or Hat	Yes	No	N/A	Control Measures
Does the work involve exposure to temperatures that are uncomfortably cold (below 16°C) or hot (above 27°C)?				
If protective clothing is provided against the cold is it suitable for the pregnant worker?				
Is the worker exposed to cold draughts even when the average temperature is acceptable?				
Are there arrangements for sufficient breaks and access to hot/cold drinks?				
8 - Work at Height	Yes	No	N/A	Control Measures
Does the work involve a lot of climbing up and down steps or ladders?				
Does the work involve carrying items up or down stairs / ladders?				
If a mobile platform is used to access higher levels, is there enough room for a pregnant worker to use it safely?				
9 – Work Related Violence	Yes	No	N/A	Control Measures
Is the job one which is perceived to have a high risk of violence (for example security work, single employees in a petrol station)?				
Is there always support at hand to help any employee who may be threatened or abused by customers?				
Are managers and supervisors aware of the extra risks posed by violence to pregnant women?				
10 - Welfare Issues	Yes	No	N/A	Control Measures
Is there somewhere quiet for pregnant workers to rest or lie down?				
Are new or expectant mothers provided easy access to toilets and allowed sufficient breaks, where needed?				
Is there a clean, private area to express breast milk?				

Is there somewhere safe for them to store expressed milk?				
Comments (please include confirmation regarding new control measures implemented): 				

Data Protection

The organisation treats personal data collected during risk assessments in accordance with its data protection policy / policy on processing special categories of personal data. Information about how data is used and the basis for processing the data is provided in the organisation's employee privacy notice.

		Individual Training Record	
Employee Name		Date Record Started	
Employee Number		Department	

Date	Training Completed	Provided By	Supervisor's Confirmation

Training Courses Needed / Desired		
Course	Needed	Desired

Data Protection

The organisation treats personal data collected during risk assessments in accordance with its data protection policy / policy on processing special categories of personal data. Information about how data is used and the basis for processing the data is provided in the organisation's employee privacy notice.

Employee Signature		Date	
Managers Signature		Date	
Review Date (3 months max)			



Work Equipment Register

Date

Significant Non-electrical – e.g. ladders, podiums, towers, sack trucks, etc.

Description	Location	ID Number	Initials

Training Matrix

NAME OF EMPLOYEE	HEALTH AND SAFETY INDUCTION	HEALTH AND SAFETY AWARENESS	RISK ASSESSMENT AND METHOD STATEMENT AWARENESS	IOSH MANAGING SAFELY	ACCIDENT INVESTIGATION	FIRE WARDEN	PORTABLE FIREFIGHTING EQUIPMENT	MANUAL HANDLING	LADDERS AND STEPLADDERS	COSHH	WORK EQUIPMENT	ASBESTOS AWARENESS	DISPLAY SCREEN EQUIPMENT	EMERGENCY FIRST AID	FIRST AID						
	DATE	DATE	DATE	DATE	DATE	DATE	DATE	DATE	DATE	DATE	DATE	DATE	DATE	DATE	DATE	DATE	DATE	DATE	DATE	DATE	DATE

	1	2	3	4	5	6	7	8	9	10	11	12	13	14	15	16	17	18	19	20	21	22	23	24	25	26	27	28	29	30	31
January																															
February																															
March																															
April																															
May																															
June																															
July																															
August																															
September																															
October																															
November																															
December																															

A	Fire Extinguishers Monthly Check	M	Review of Training Needs and Records	Y	
B	Fire Extinguishers Annual Service	N		Z	
C	Fire Drill (At least every 6-months)	O		AA	
D	Fire Alarm Tests	P		BB	
E	Emergency Lighting Annual Service	Q		CC	
F	Emergency Lighting Monthly Test	R		DD	
G	Portable Appliance Testing	S		EE	
H	Annual Gas Boiler Safety Check	T		FF	
I	Employer's Liability Insurance	U		GG	
J	Monitoring Inspections (as per H and S General Policy)	V		HH	
K	Annual Review of Safety Policy	W		II	
L	Review Risk Assessments, COSHH and Fire	X		JJ	

Hazardous Substance Inventory Sheet

Chemicals, liquids, gases, fumes, dust, viruses and bacteria are all substances that may cause harm. This register will be reviewed at least annually to ensure we are aware of the substances on site and to enable us to identify which may be hazardous and require further assessments and controls to be in place (as per COSHH regulations).

Substance Name	Supplier	Used For	Location Stored	Approx. Amount Held on Site	Date of Safety Data Sheet	Risk Numbers and Phrases	Hazard Classification	Assessment Required Yes/No	Risk Assessment Number

